

DWG. NO. 900-131-203

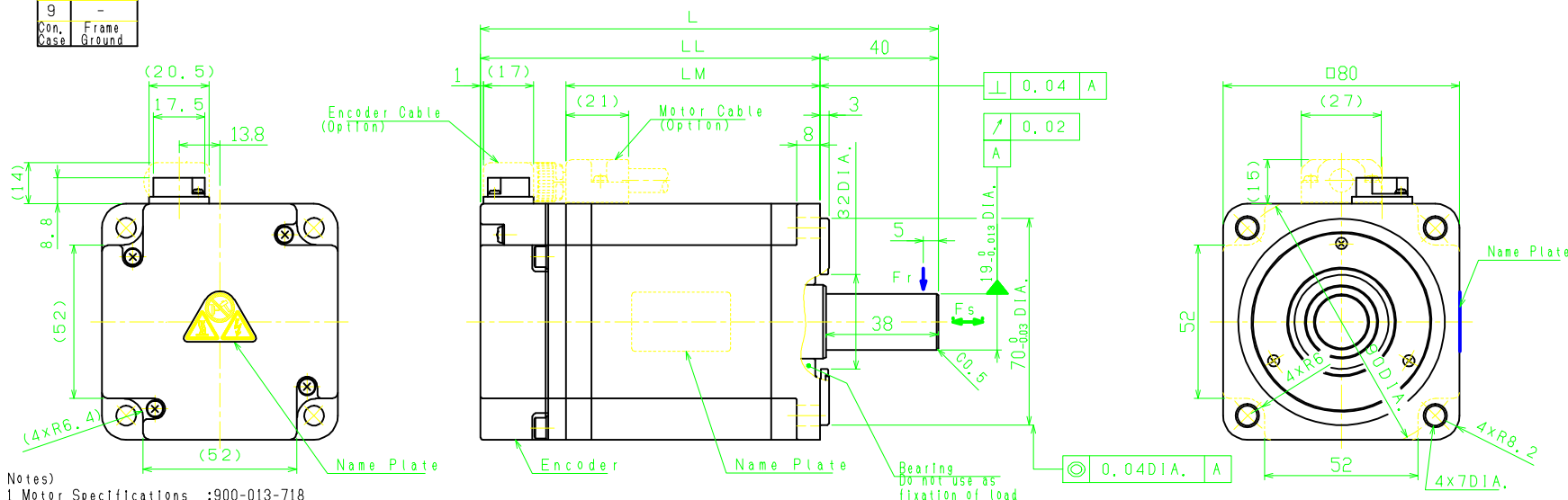
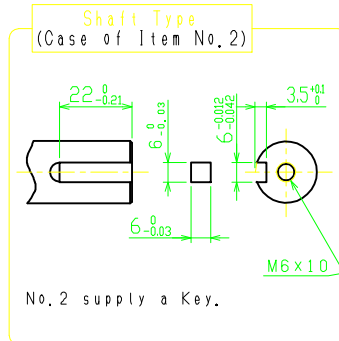
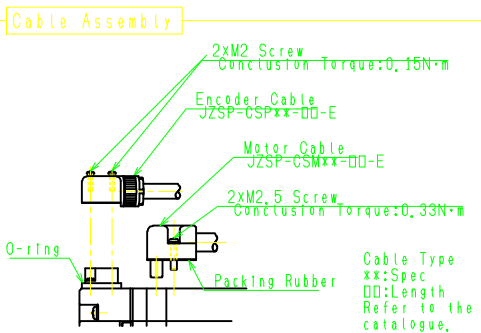
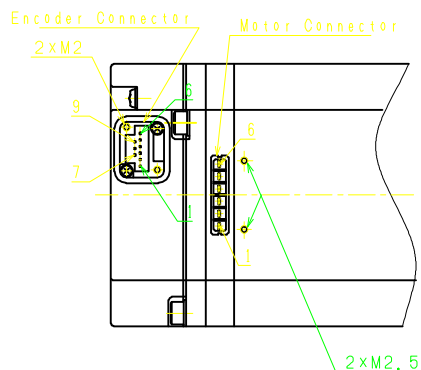


Encoder Terminal Connection

1	-
2	-
3	PGDV
4	PS
5	*PS
6	PG5V
7	-
8	-
9	-
Con. Case	Frame Ground

Motor Terminal Connection

1	Frame Ground
2	Phase W
3	Phase V
4	Phase U
5	-
6	-



- Notes
1. Motor Specifications :900-013-718
 2. Encoder Specifications:900-013-877 (20bit Incremental)
 3. Motor cable and encoder cable are not packed.
 4. Please check the document (SAFETY PRECAUTIONS) packed with product before using motor. Please pay attention to usage of motor.
 5. Degrees of Protection:IP65 (Case of our standard cable attaching) Except for drive end side.
 6. At the time of delivery of motor, each of connectors are attached protective parts. Please remove them before cable attaching.
 7. Do not touch each of the connector pins directly. It cause failure.
 8. Please do not apply this motor to machine export to Japan.
 9. All dimensions are in millimeters.

Item No.	Type	Shaft Type	L (mm)	LL (mm)	LM (mm)	Weight (kg)	Voltage (Vrms)	Rated Output (W)	Rated Torque (N·m)	Rated Armature Current (Arms)	Rated Rotation Speed (min ⁻¹)	Thermal Class	Time Rating	Allowable Radial Load Fr(N)	Allowable Thrust Load Fs(N)
1	SGMJV-08ADM21	Straight	155	115	86	2.7	200	750	2.39	4.7	3000	B	CONT.	392	147
2	SGMJV-08ADM61	Key+Tap					(3 Phase)								



SCALE 1/2
DRAW. H. Abe
CHECK T. Hirose
APPR. K. Aoki

TITLE AC SERVOMOTOR Σ-V SERIES

SGMJV TYPE 750W

DATE May. 15, '13
DWG. NO.

900-131-203

SIZE A3