

DWG. NO. 900-131-208

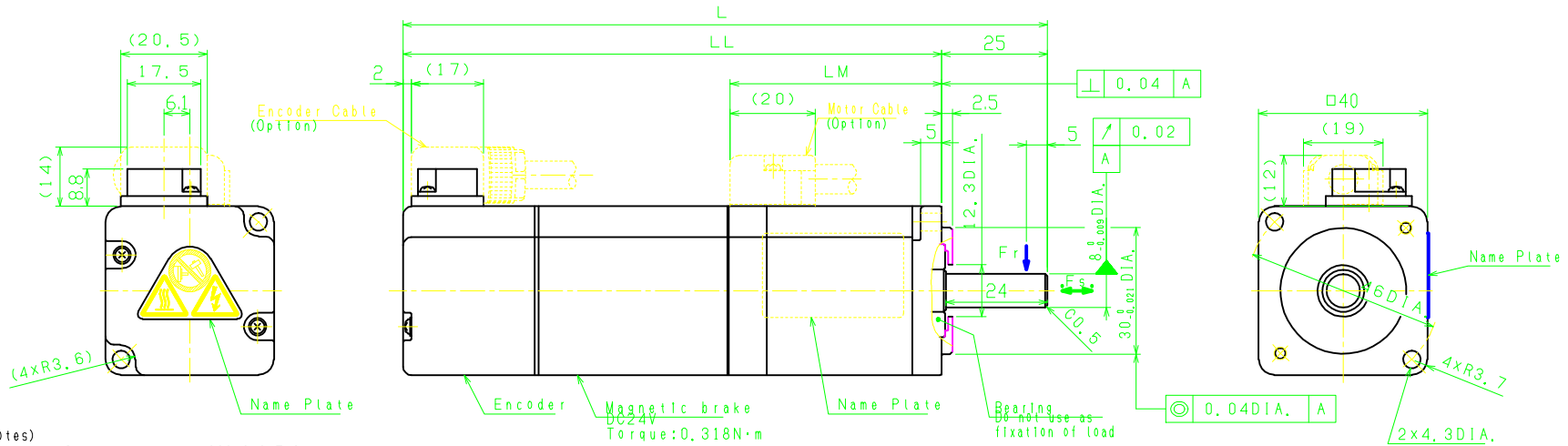
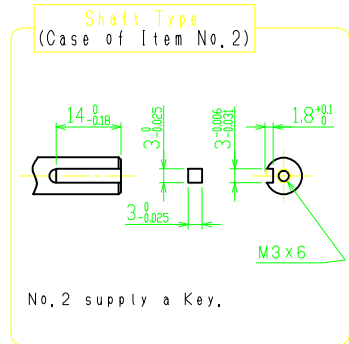
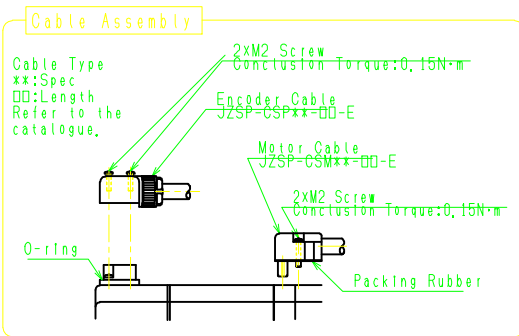
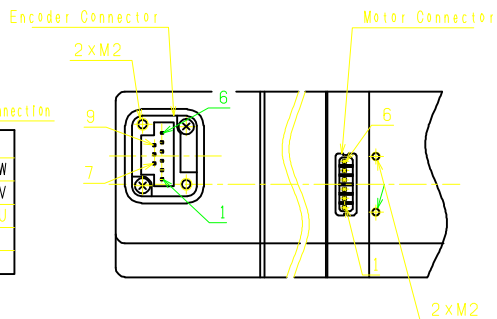


Encoder Terminal Connection

1	-
2	-
3	PGOV
4	PS
5	*PS
6	PG5V
7	-
8	-
9	-
Con. Case	Frame Ground

Motor Terminal Connection

1	Frame Ground
2	Phase W
3	Phase V
4	Phase U
5	Brake
6	Brake



- Notes)
1. Motor Specifications :900-013-718
 2. Encoder Specifications:900-013-877 (20bit Incremental)
 3. Motor cable and encoder cable are not packed.
 4. Please check the document (SAFETY PRECAUTIONS) packed with product before using motor. Please pay attention to usage of motor.
 5. Magnetic brake must be used for only position holding.
 6. Degrees of Protection:IP65 (Case of our standard cable attaching) Except for drive end side.
 7. At the time of delivery of motor, each of connectors are attached protective parts. Please remove them before cable attaching.
 8. Do not touch each of the connector pins directly. It cause failure.
 9. Please do not apply this motor to machine export to Japan.
 10. All dimensions are in millimeters.

Item No.	Type	Shaft Type	L (mm)	LL (mm)	LM (mm)	Weight (kg)	Voltage (Vrms)	Rated Output (W)	Rated Torque (N·m)	Rated Armature Current (Arms)	Rated Rotation Speed (min ⁻¹)	Thermal Class	Time Rating	Allowable Radial Load Fr(N)	Allowable Thrust Load Fs(N)
1	SGMJV-01ADM2C	Straight	152,5	127,5	50,5	0,7	200 (3 Phase)	100	0,318	0,84	3000	B	CONT.	78	54
2	SGMJV-01ADM6C	Key+Tap													



DRAW. H. Abe
 CHECK T. Hirose
 APPR. K. Aoki

TITLE AC SERVOMOTOR Σ-V SERIES
 SGMJV TYPE 100W

DATE May. 15, '13
 DWG. NO.

900-131-208

REV.

SIZE A3