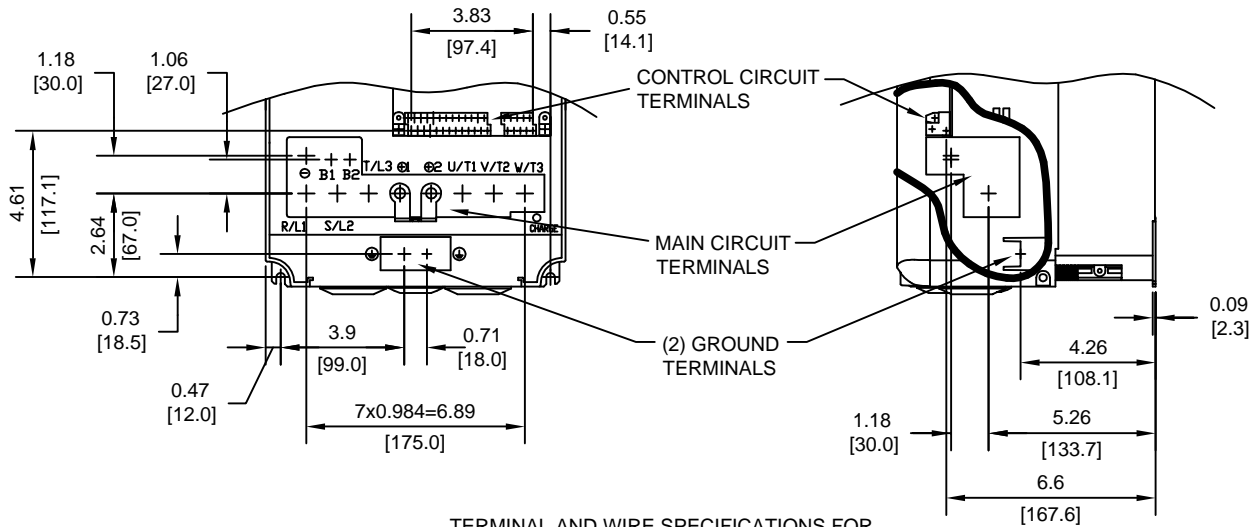




TERMINAL AND WIRING DETAILS (SCALE 1:6)

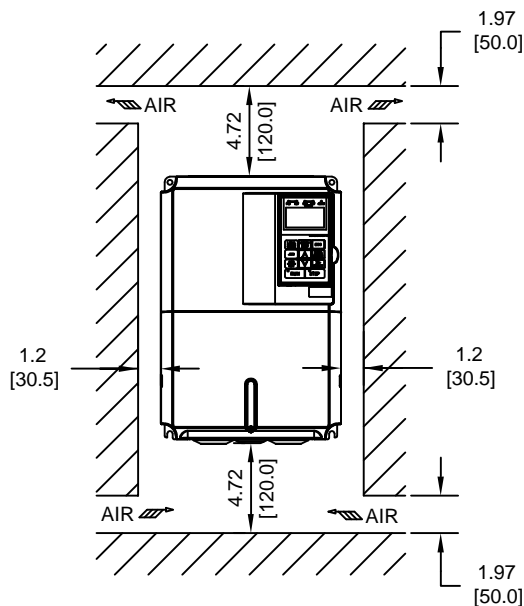


TERMINAL AND WIRE SPECIFICATIONS FOR MAIN CIRCUIT AND GROUND

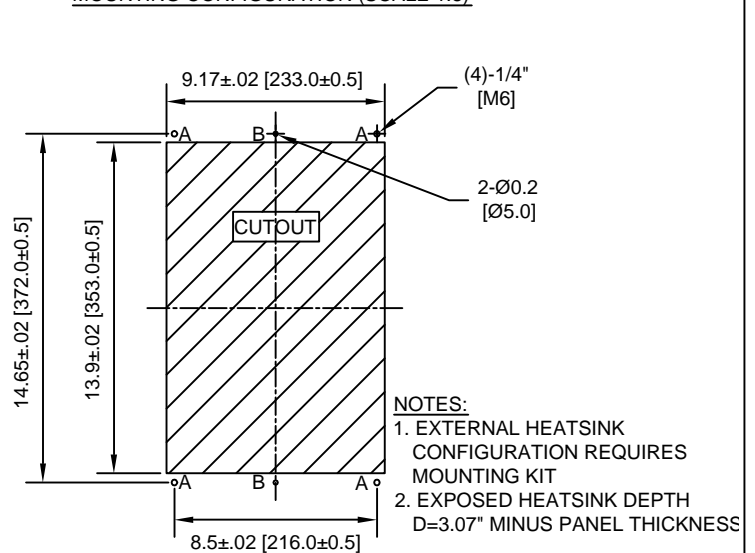
| MODEL #<br>CIMR-P7U | TERMINAL SYMBOL                               | TERMINAL SCREW | CLAMPING TORQUE<br>lb.in.(N.m.) | WIRE RANGE<br>AWG(mm <sup>2</sup> ) |
|---------------------|---|----------------|---------------------------------|-------------------------------------|
| 2015                | R/L1, S/L2, T/L3, ⊖, ⊕1, ⊕2, U/T1, V/T2, W/T3 | M6             | 35.2 TO 44.0 (4.0 TO 5.0)       | 8-1 (8-50)                          |
|                     | B1, B2  | M5             | 20.4 TO 22 (2.3 TO 2.5)         | 12-6 (3.5-14)                       |
|                     | ⊕   | M6             | 35.2 TO 44.0 (4.0 TO 5.0)       | SEE NOTE                            |
| 4018                | R/L1, S/L2, T/L3, ⊖, ⊕1, ⊕2, U/T1, V/T2, W/T3 | M6             | 35.2 TO 44.0 (4.0 TO 5.0)       | 8-1 (8-50)                          |
|                     | B1, B2  | M5             | 20.4 TO 22 (2.3 TO 2.5)         | 12-6 (3.5-14)                       |
|                     | ⊕   | M6             | 35.2 TO 44.0 (4.0 TO 5.0)       | SEE NOTE                            |

NOTE: REFER TO APPLICABLE CODES FOR PROPER WIRE TYPE AND SIZE

MINIMUM INSTALLATION CLEARANCES (SCALE 1:10)



PANEL CUTOUT FOR EXTERNAL HEATSINK MOUNTING CONFIGURATION (SCALE 1:8)



FOR ADDITIONAL DETAILS AND SPECIFICATIONS, CONSULT MANUAL

|                             |   |                         |                |                                |
|-----------------------------|---|-------------------------|----------------|--------------------------------|
| TOLERANCES/REFERENCES:<br>- | <p><b>YASKAWA</b><br/>A World of Automation Solutions™</p> <p>YASKAWA ELECTRIC AMERICA, INC.<br/>Corporate Headquarters<br/>2121 Norman Drive South<br/>Waukegan, IL 60085<br/>1-800-YASKAWA<br/>http://www.yaskawa.com</p> | DRAWN:<br>J. MATTAS     | DATE<br>4-6-05 | TITLE:<br>P7 DIMENSION DRAWING |
|                             |   | CHECKED:<br>M. RUCINSKI | DATE<br>5-3-05 | FRAME SIZE 4A                  |
| UNITS:<br>IN[mm]            | SCALE:<br>BY VIEW   | TECH:<br>J. CAIRO       | DATE<br>4-7-05 | NEMA TYPE 1/IP20 AND IP00      |
|                             |   | APPROVED:<br>T. SASADA  | DATE<br>6-8-05 | P7U2015, 4018                  |
|                             |   | ORIGINAL DESIGN:<br>-   | DATE<br>-      | REVISION<br>A R00              |
|                             |   |                         |                | PAGE<br>2 of 2                 |
|                             |   |                         |                | DRAWING #<br>DD.P7.FR4A.N1.01  |