

Title: Convert a MotionWorks IEC Version 2 Library into Version 3

Product(s): MPiec Controllers

Doc. No. CNT-67A785

Application Overview

This application note provides a detailed process for converting a User's Library from MotionWorks IEC Version 2 to Version 3.

For reference on how to make a User Function Block, please click the link below:

- [4.5 User Function Block \(IEC 61131-3 Basics with MotionWorks IEC\)](#)

Note: This application note makes use of the term "Project" and "Library." For clarification purposes, the project is being converted, but acts as a library within another project. For this reason, the document will refer to this project as a library.

Application Requirements

Component	Product and Model Number
Software	MotionWorks IEC 2 Pro 2.5.0.78 and MotionWorks IEC 3 Pro 3.1.0.58
Firmware	3.0.3

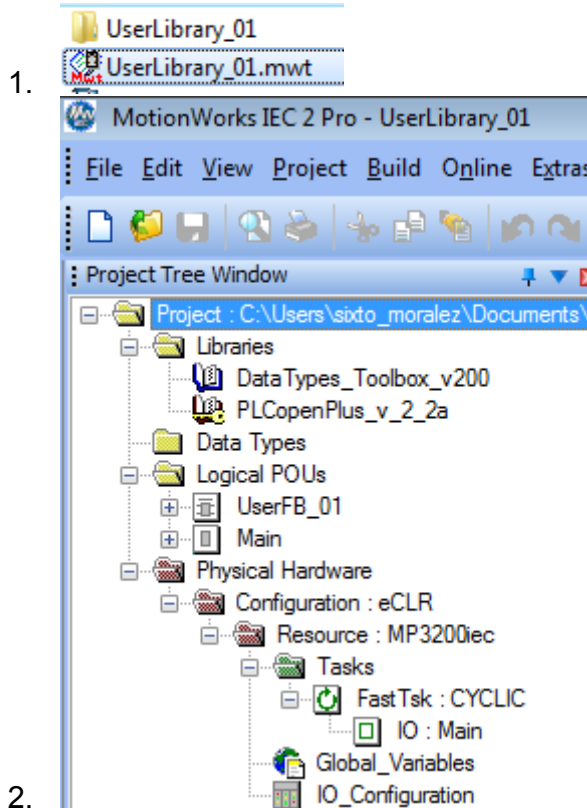
Title: Convert a MotionWorks IEC Version 2 Library into Version 3

Product(s): MPiec Controllers

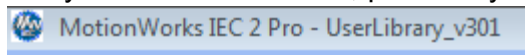
Doc. No. CNT-67A785

Implementation

1. Open saved library in MWiec Version 2
 - a. Example shows library name "UserLibrary_01"

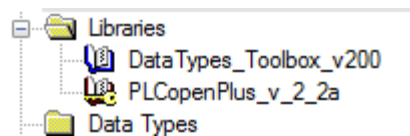


2. Save Library as a different name, preferably something with Version 3



3. Delete all MotionWorks IEC Version 2 User Libraries
 - a. Example shows deleting DataTypes_Toolbox_v200

1. Before

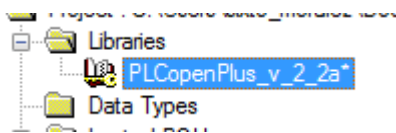


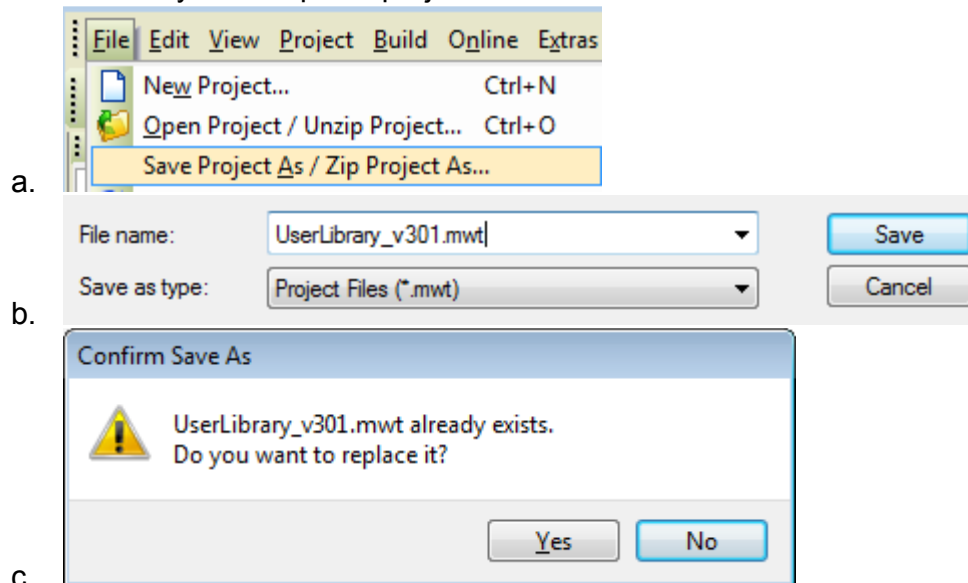
- 1.
2. After

Title: Convert a MotionWorks IEC Version 2 Library into Version 3

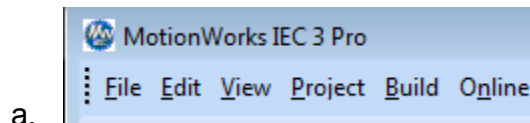
Product(s): MPiec Controllers

Doc. No. CNT-67A785

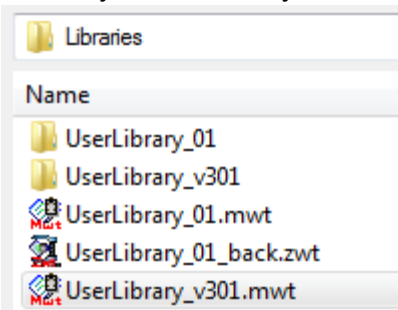
1. 
4. Save and click 'yes' to replace project



5. Close the MWiec Version 2 Program Software
6. Open MWiec Version 3 Software



7. Open the newly saved library, "UserLibrary_v301"

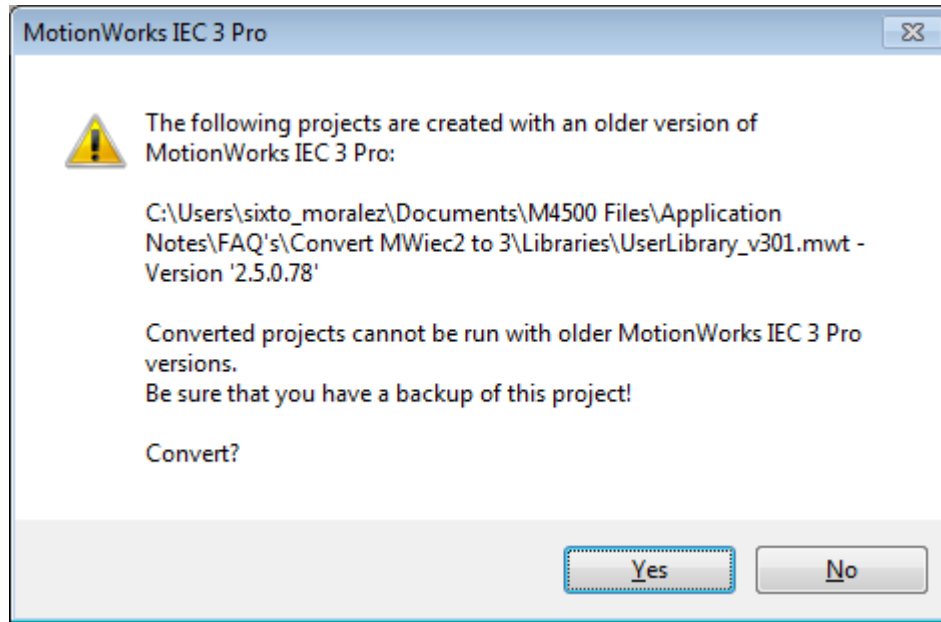


8. Click 'Yes' to convert to library

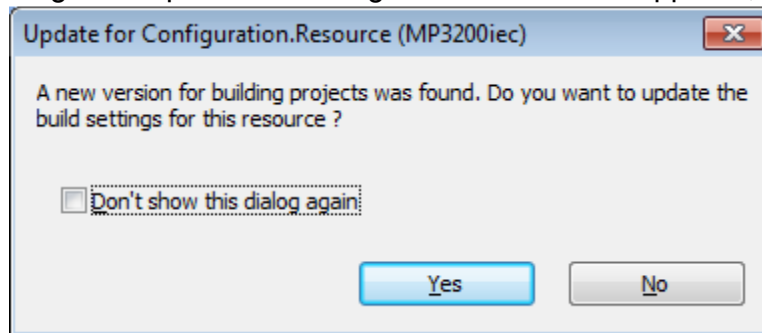
Title: Convert a MotionWorks IEC Version 2 Library into Version 3

Product(s): MPiec Controllers

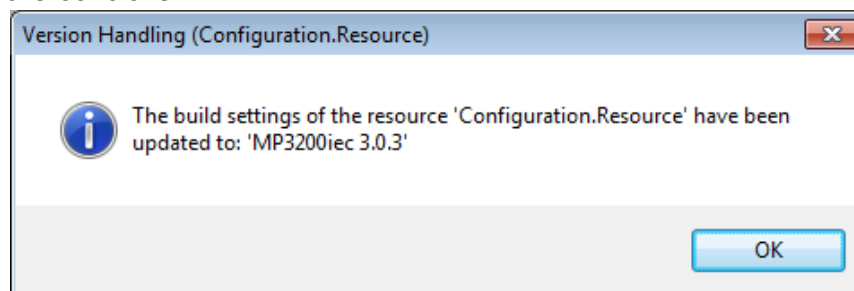
Doc. No. CNT-67A785



- a.
9. If the dialog box “Update for Configuration.Resource” appears, click ‘yes’



- a.
1. The Build setting allows MWiec Version 3 to download to controller firmware 2.4 and above. Clicking ‘yes’ will default to using controller firmware 3.0.3. The user is responsible for updating the firmware in the controller.

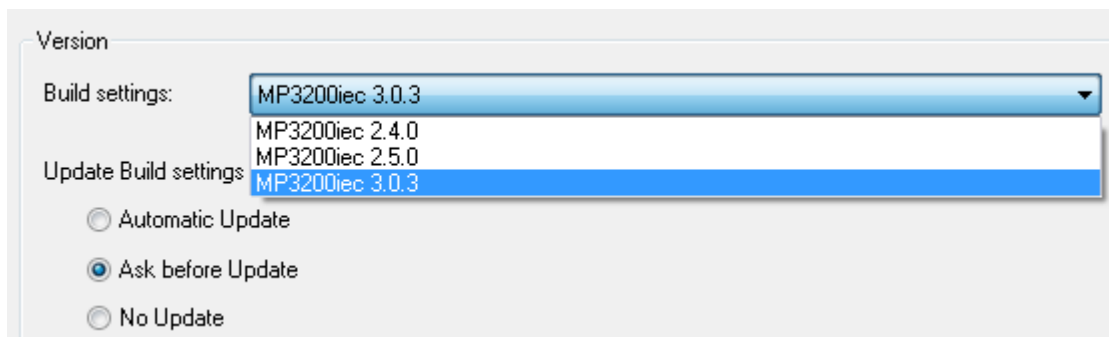


- 2.

Title: Convert a MotionWorks IEC Version 2 Library into Version 3

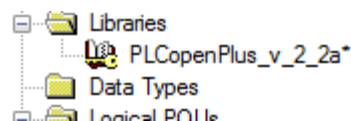
Product(s): MPiec Controllers

Doc. No. CNT-67A785

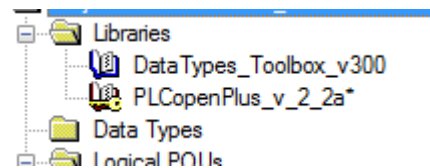


- 3.
10. Add the MWiec Version 3 Libraries that were deleted from version 2

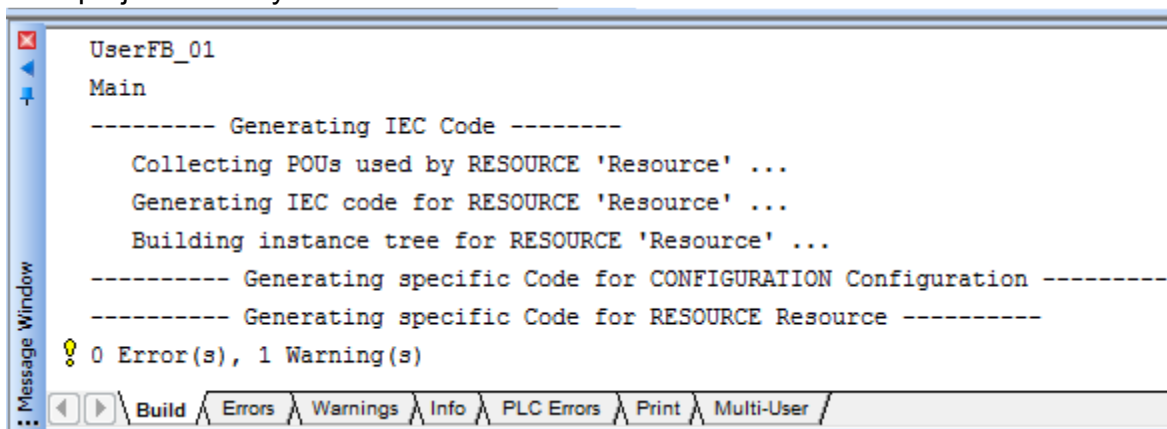
a. Before



b. After



- 1.
11. Compile the project to verify no errors exist



- a.
12. Congratulations on a successful conversion of library