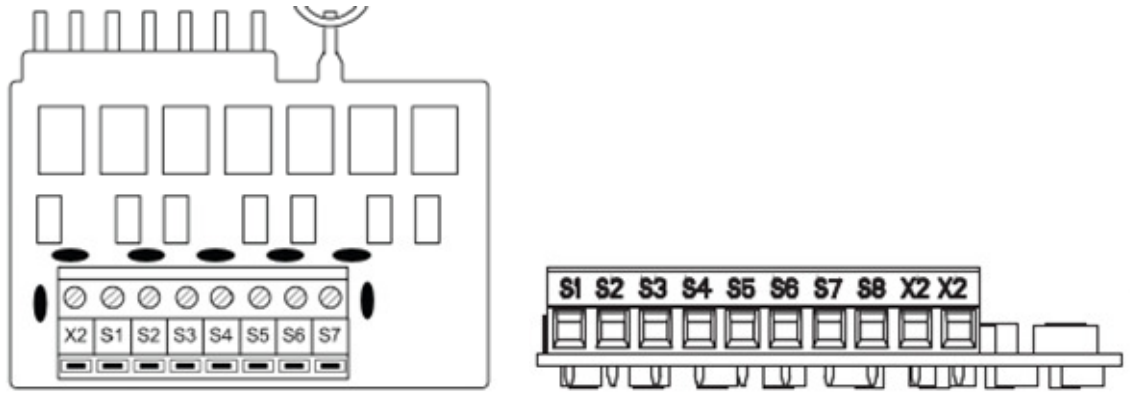


Step 1) Are there any digital inputs being unused? If so change its complimentary parameter, i.e. S5 uses H1-05 to switch the function of S1 to S5.





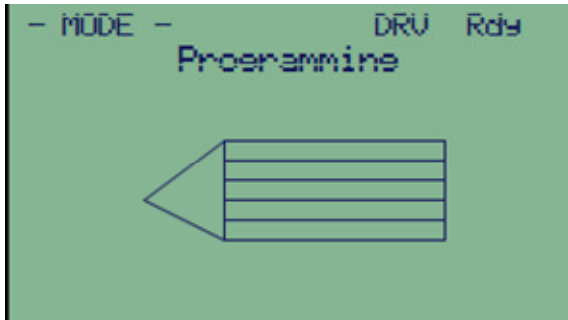
Step 2) Program the unallocated digital input function to forward run.


For example, if you are not using the S3 terminal, program H1-03 to 40.

a) Turn on the power to the drive. The initial display appears.



b) Press  or  until the Parameter Setting Mode screen appears.




c) Press  to enter the parameter menu tree.



d) Press  or  to select the H parameter group.



e) Change H1-01 to H1-03, Pressing  will cause the value (24) to flash, pressing the



and




arrows will change the value, please change the value to 0F.

f) Entry Accepted will flash on the screen momentarily, then the "01" in "H1-01" will flash, press the



arrow and go to H1-03.



g) Press the  button and change the value "24" to a "40".

Step 3) Disconnect the S1 wire and connect this wire to the unused terminal you programmed.

You have now switched one digital input to another.