

Continuous Dynamic Braking

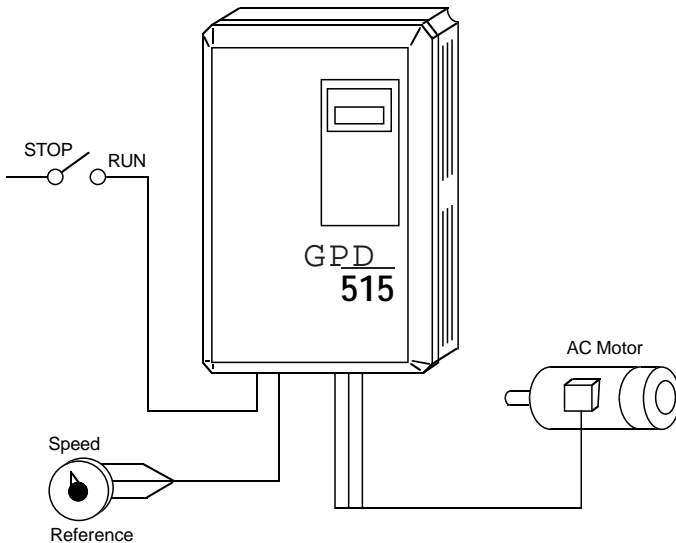
FLASH Memory Software Option

Part Number: GPD515C-XXXX-CS009 ⁽¹⁾

With this factory-installed FLASH software, the GPD 515 has the ability to provide the dynamic braking function, even when the drive is not running. This software is effective only with GPD 515 drives that have a built-in braking transistor.

Specifications:

- Available For:
GPD515C-A003 to GPD515C-A033
GPD515C-B001 to GPD515C-B034
- Control Modes: V/f, Open Loop Vector and Flux Vector
- Serial Communications: Modbus RTU (RS-232)



This document is an addendum to Technical Manual TM 4515, listing the effect of this software on the parameters in the drive and function descriptions in the manual.

⁽¹⁾ XXXX refers to the base Model Number of the drive in which the software is installed.

Added Parameters:

This software does not add any new parameters to the drive.

Changed Parameters:

Refer to Appendix 1 of the GPD 515 Technical Manual, TM 4515. The following changes result from the installation of this software in the drive.

Parameter	Function Name	Changed	Standard Software	Continuous DB Software
L8-01	Internal Dynamic Braking Transistor Protection	Max. Value	1	3
		Factory Setting	0	3

L8-01 : Internal Dynamic Braking
Resistor Protection

Factory setting: 3
Range: 0 to 3

This parameter sets both the level of protection (based on duty cycle) and whether the dynamic braking transistor will be active when the drive is not running.

L8-01 Setting	Resistor Over-load Protection	Duty Cycle ⁽¹⁾	Dynamic Braking Transistor Active ⁽²⁾
0	Disabled	N/A	During Run
1	Enabled	10%	During Run
2	Enabled	3%	All of the time
3	Enabled	10%	All of the time

(1) Duty Cycle is based on 6 minute interval.

(2) When bus voltage exceeds the DB turn on level.

Deleted Parameters:

This software does not delete any parameters from the drive.

Startup Procedure:






Use the appropriate startup procedure in Section 2 of the GPD 515 Technical Manual (TM 4515).

Verifying Installed Software Number:

For the continuous dynamic braking software option, the software number is 12020. The software version installed in the drive can be verified by either reading it off of the control board, or calling it up on the Digital Operator.

In order to read the software number off of the control board, take the cover off of the drive and look for the white sticker on the main control board. This sticker is just to the right of connector 2CN. On it is the version of the control board, then a dash, then the software number (see Figure 1). The "S" before the number can be disregarded.

In order to view the software number from the Digital Operator, bring up drive parameter **U1-14** (FLASH ID). This is done by powering up the drive and using the following key sequence:

Press  , then  ,
then  , then  ,
then  13 times.

NOTICE TO USER:

Be sure to keep this document with your GPD 515 Technical Manual.

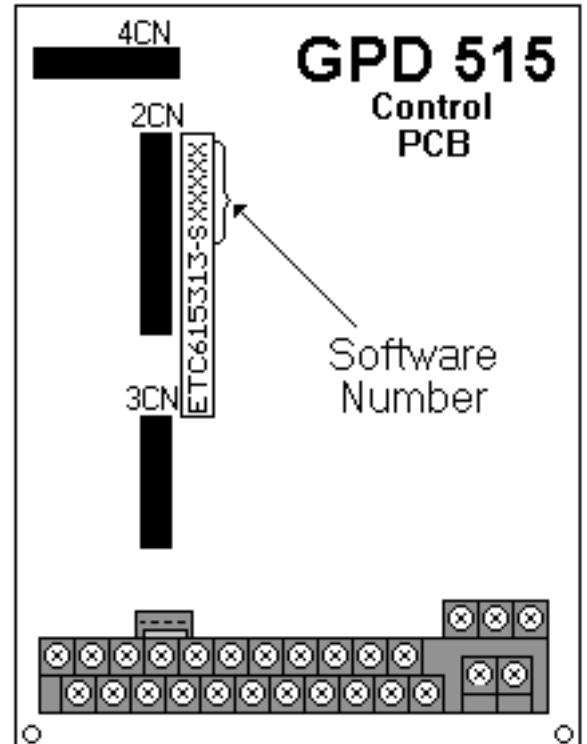


Figure 1. Software Number Location on Control Board