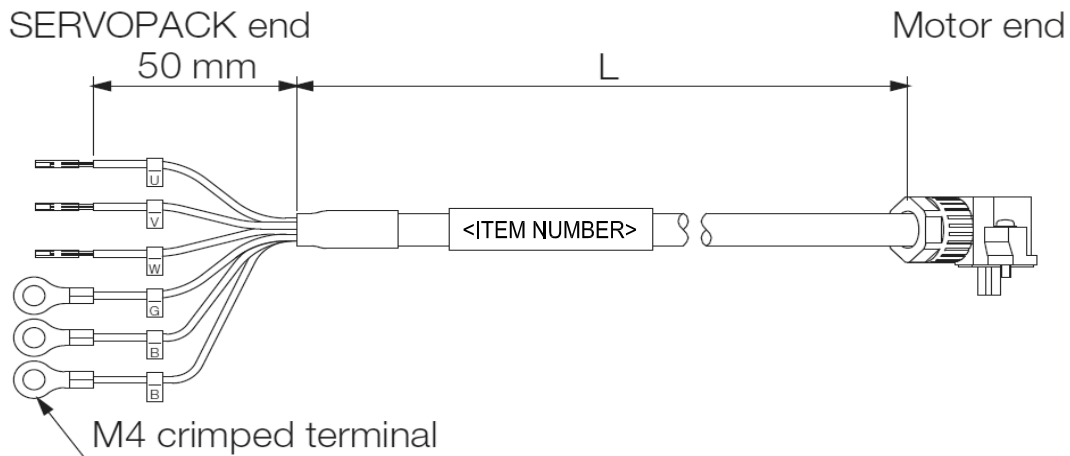


EXTERNAL DIMENSIONS:

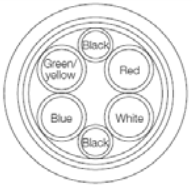


The recommended bend radius is 90mm or larger for moving parts of machines, such as robots.

The recommended bend radius is 20mm or larger for fixed installations.

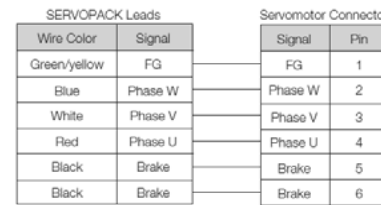
MOTOR END CONNECTOR

Item	Description
Order Number	JZSP-C7M9-3-E
Manufacturer	J.S.T. Mfg. Co., Ltd.
User Instructions	JFA Connector J-3700
Components	Receptacle J37S-06FMH-8KL-M-CF
	Contacts Power terminals: SJ3F-41GF-P1.8 Holding brake terminals: SJ3F-01GF-P1.8
Applicable Wire Sizes	Power terminals: AWG16 Holding brake terminals: AWG20 to AWG24
Applicable Cable Diameter	8 mm ±0.3 mm
Outer Diameter of Insulating Sheath	Power terminals: 1.53 mm to 2.5 mm Holding brake terminals: 1.11 mm to 1.86 mm
Mounting Screws	M2.5 pan-head screws
Crimping Tool*	Hand Tool Power terminals: YRF-880 Holding brake terminals: YRF-881
	Applicator Power terminals: APLMK SJ3F/M41-20 Holding brake terminals: APLMK SJ3F/M01-20

Item	Flexible Cable
Order Number*	JZSP-CSM81-□□-E (maximum length: 50 m)
Specifications	UL2517 (rated temperature:105°C) AWG16 × 4C, AWG22 × 2C
	Power lines: AWG16 (1.31 mm ²) Outer diameter of insulating sheath: 2.35 mm
	Holding brake lines: AWG22 (0.33 mm ²) Outer diameter of insulating sheath: 1.37 mm
Finished Diameter	8 mm ±0.3 mm
Internal Structure and Lead Colors	

* Replace the boxes (□□) in the order number with the cable length (05, 10, 15, 20, 30, 40, or 50).

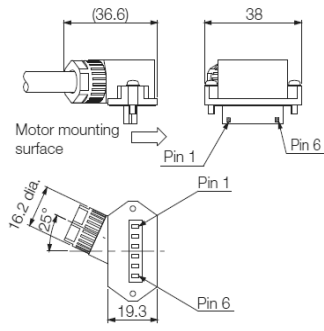
WIRING SPECIFICATIONS



Note: There is no polarity for the connection to the holding brake.

ITEM NUMBER	L=Length
JZSP-C7M34G-03-E	3000
JZSP-C7M34G-05-E	5000
JZSP-C7M34G-10-E	10000
JZSP-C7M34G-15-E	15000
JZSP-C7M34G-20-E	20000
JZSP-C7M34G-30-E	30000
JZSP-C7M34G-40-E	40000
JZSP-C7M34G-50-E	50000

External Dimensions [mm]



* A Crimping Tool is required. Contact the connector manufacturer for details.

THIS DOCUMENT AND THE INFORMATION CONTAINED IN IT ARE PUBLIC AND CAN BE DISCLOSED WITHOUT EXPRESS WRITTEN CONSENT OF YASKAWA AMERICA INC. SPECIFICATIONS ARE SUBJECT TO CHANGE WITHOUT NOTICE FOR ONGOING PRODUCT MODIFICATIONS AND IMPROVEMENTS.		<h1>YASKAWA</h1> <p>TITLE:SGM7J-08, SGM7A-08 to -10. 750W to 1.0kW Servomotor Power Cable, Brake, Away From Load, Flexible, Non-Shielded</p>	
DRAWING #:			
SCALE: NTS	UNITS: mm	SHEET: 1/1	ITEM #: JZSP-C7M34G-xx-E (xx = See Chart) SIZE: - REVISION: 0 PAGE: 1 of 1 CAD-JZSP-C7M34G-xx-E

REV	DESCRIPTION	DATE	DRAWN BY
0	Initial Release	12/20/2018	E. SONDERMAN