

C/C: FP65□	INPUT VOLTAGE 3-PHASE (VAC)	WEIGHT Kg (lb)		COOLING FANS
		STANDARD	WITH EMC FILTER	
2075□□□	200 TO 240	25 (55.1)	25 (55.1)	2
2088□□□		25 (55.1)	25 (55.1)	2
2114□□□		28 (61.7)	28 (61.7)	2
4077□□□	380 TO 480	28 (61.7)	28 (61.7)	2
4096□□□		30 (66.1)	30 (66.1)	2
4124□□□		32 (70.5)	33 (72.8)	2

□ denotes A-Z

**YASKAWA**

UNITS MM [IN]  
SCALE 1:8

DRWN. J. MATTAS 3-8-21  
CHKD. J. PIOTROWSKI 3-30-22  
TECH. L. UDDIN 4-16-22  
APRV. J. CAIRO 4-21-22

TITLE  
FP605 DIMENSION DRAWING  
FRAME SIZE 4  
IP20/UL TYPE 1 ENCLOSURE

SIZE A PAGE 1 OF 3  
DWG.NO. DD.FP605.FR4.T1

REV 0

A B C D E F G H I J

1

2

3

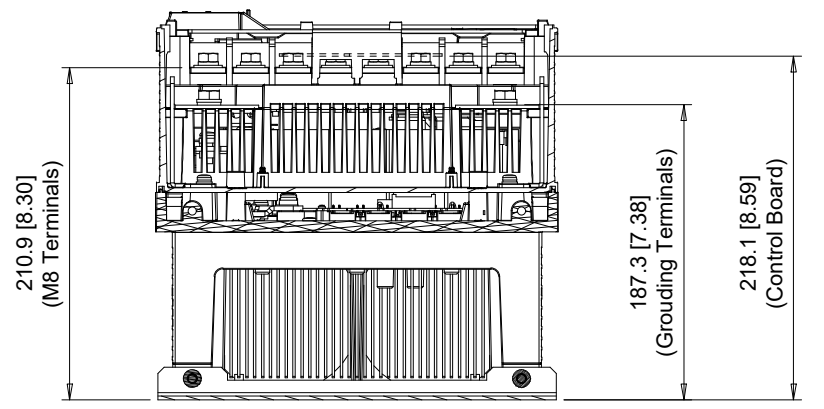
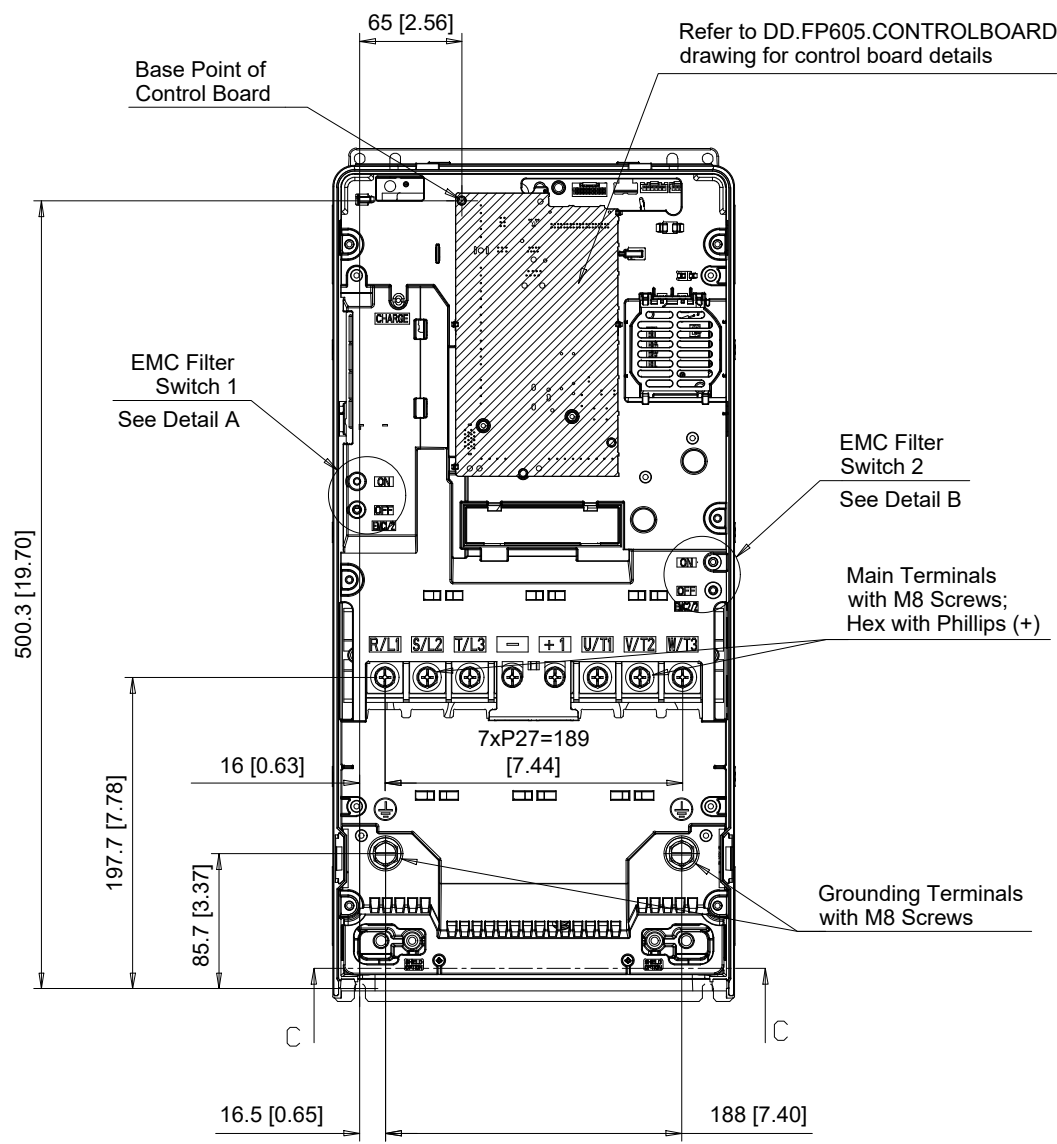
4

5

6

7

8



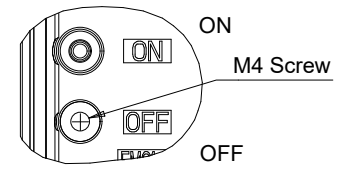
Section C-C

**EMC FILTER SWITCHES**

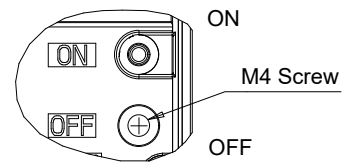
Note: EMC filter switches enabled only on models with built-in EMC filter

**EMC SW1**

**EMC SW2**



Detail A  
Scale 1:2



Detail B  
Scale 1:2

C/C: FP65□	TERMINAL SYMBOL	WIRE RANGE AWG (mm <sup>2</sup> )	TERMINAL SCREW	CLAMPING TORQUE N.m. (lb.in.)
2075□□□	R/L1, S/L2, T/L3	8 - 2/0 (10 - 70)	M8	6 (53)
2088□□□	U/T1, V/T2, W/T3	8 - 2/0 (10 - 70)	M8	6 (53)
2114□□□	-, +1	8 - 2/0 (10 - 70)	M8	6 (53)
4077□□□	⊕	8 - 2/0 (10 - 70)	M8	9 - 11 (79.7 - 97.4)
4096□□□				
4124□□□				

□ Denotes A-Z

Note: Refer to applicable codes and standards for proper wire type and size.

**YASKAWA**

UNITS MM [IN]  
SCALE 1:5

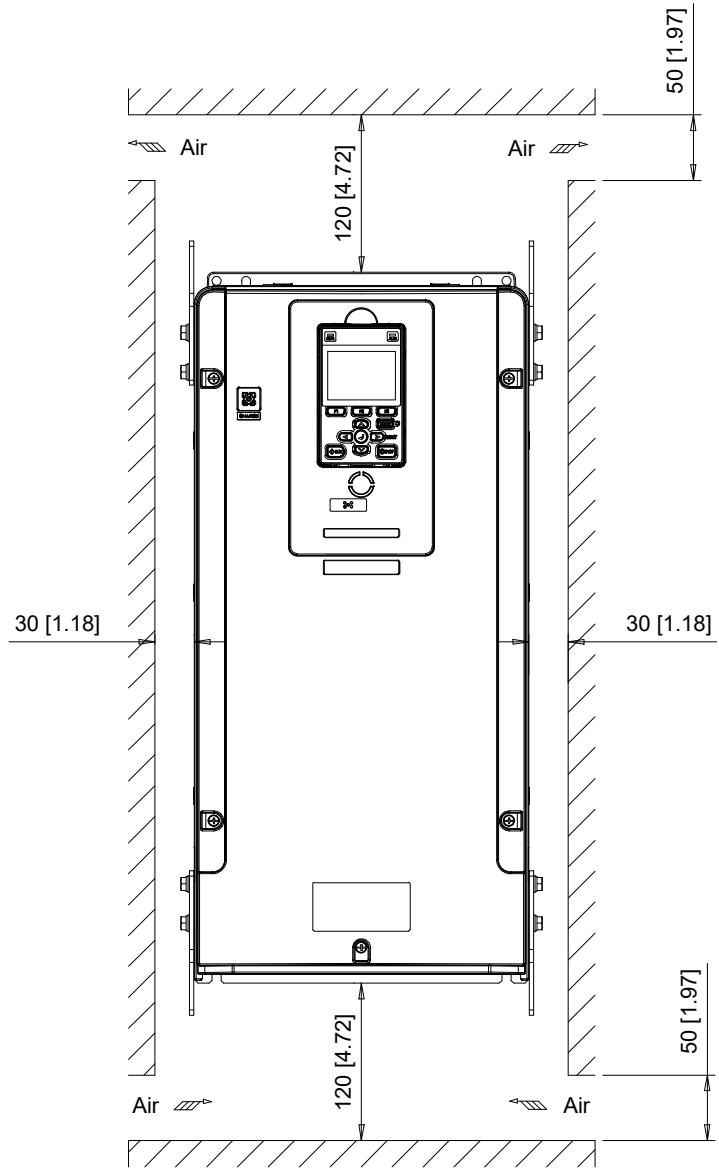
DRWN. J. MATTAS 3-8-21  
CHKD. J. PIOTROWSKI 3-30-22  
TECH. L. UDDIN 4-16-22  
APRV. J. CAIRO 4-21-22

TITLE  
FP605 DIMENSION DRAWING  
FRAME SIZE 4  
IP20/UL TYPE 1 ENCLOSURE

SIZE A PAGE 2 OF 3  
DWG.NO. DD.FP605.FR4.T1

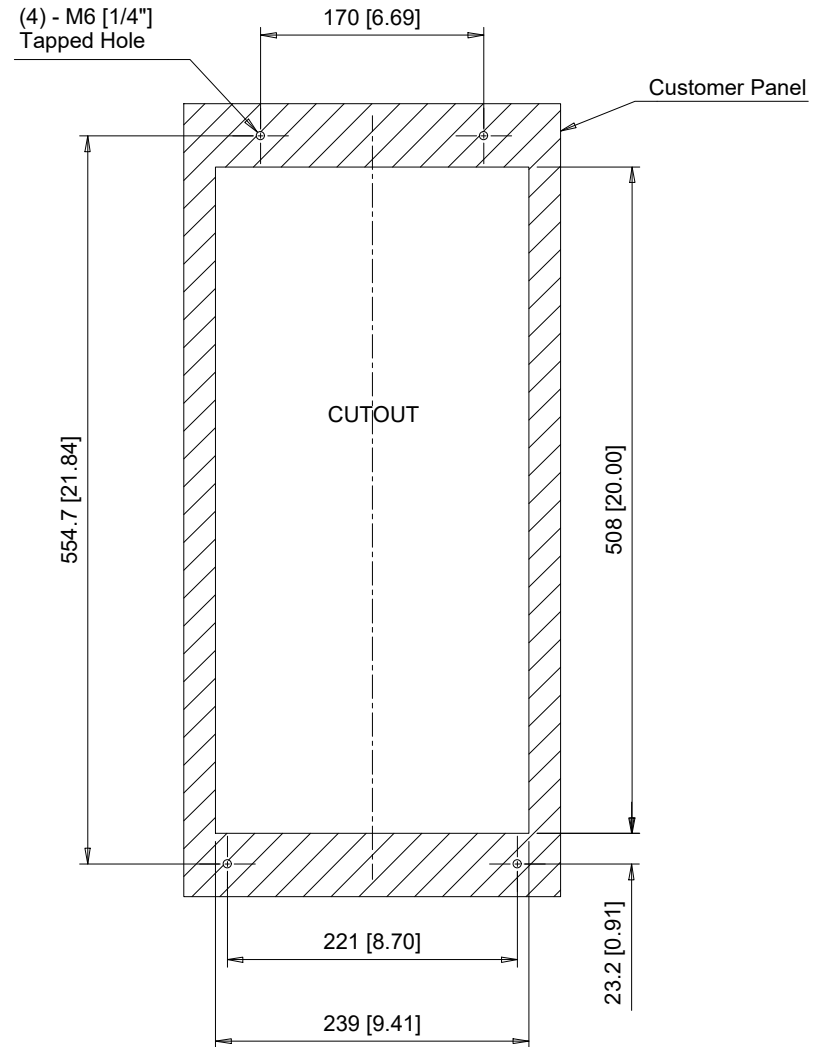
REV 0

Minimum Installation Clearances



Note:  
For alternate mounting configurations, consult manual.

Panel Cutout  
For External Heatsink Mounting Configuration



Notes:  
Exposed heatsink minimum clearance D = 112 [4.41].  
Refer to external heatsink instructions document for additional details.

**YASKAWA**

UNITS MM [IN]  
SCALE 1:6

DRWN.	J. MATTAS	3-8-21
CHKD.	J. PIOTROWSKI	3-30-22
TECH.	L. UDDIN	4-16-22
APRV.	J. CAIRO	4-21-22

TITLE  
FP605 DIMENSION DRAWING  
FRAME SIZE 4  
IP20/UL TYPE 1 ENCLOSURE

SIZE	A	PAGE	3 OF 3
DWG.NO.		DD.FP605.FR4.T1	

REV  
0