

C/C:	INPUT VOLTAGE (VAC)	WEIGHT Kg (lb)	COOLING FANS
GA50□	200 TO 240 1-PHASE	1.0 (2.2)	0

□ denotes A-Z

YASKAWA

UNITS MM [IN]
SCALE 1:3

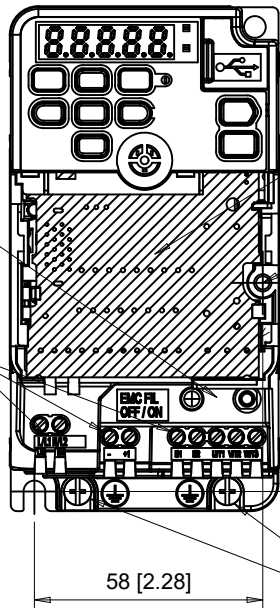
DRWN. J. MATTAS 6-26-19
CHKD. J. PIOTROWSKI 8-7-19
TECH. L. UDDIN 9-8-19
APRV. J. CAIRO 9-18-19

TITLE
GA500 DIMENSION DRAWING
FRAME SIZE 1.3
IP20 ENCLOSURE WITH EMC FILTER

SIZE A PAGE 1 OF 3
DWG.NO. DD.GA50.FR1.3.IP20.EMC

REV 0

FRONT VIEW



EMC Filter Switch
See Detail A

Main Circuit Terminals
with M3 Screws;
Slotted (-)

Refer to DD.GA50.CONTROLBOARD
drawing for Control Circuit Board details

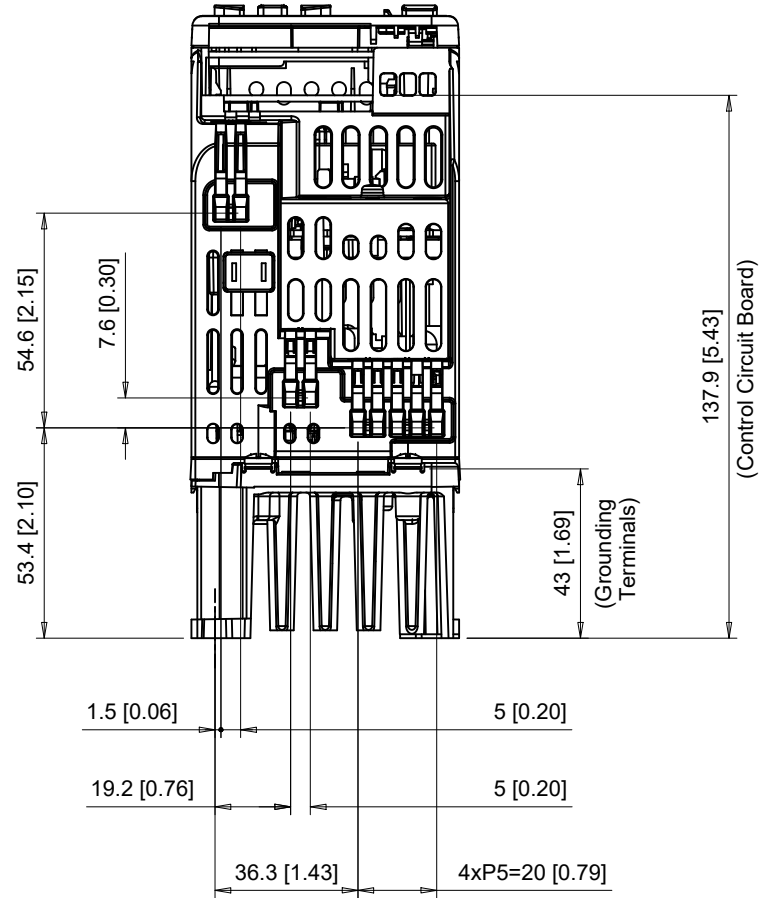
Base Point of
Control Circuit Board

53 [2.09]

58 [2.28]

Grounding Terminals
with M3.5 Screws;
Phillips(+)/Slotted(-) combo

BOTTOM VIEW



54.6 [2.15]

7.6 [0.30]

53.4 [2.10]

137.9 [5.43]
(Control Circuit Board)

43 [1.69]
(Grounding
Terminals)

1.5 [0.06]

5 [0.20]

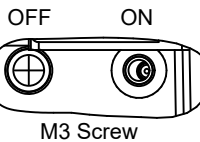
19.2 [0.76]

5 [0.20]

36.3 [1.43]

4xP5=20 [0.79]

EMC FILTER SWITCH



Detail A
Scale 1:1

C/C: GA50□	TERMINAL SYMBOL	WIRE RANGE AWG (mm ²)	TERMINAL SCREW	CLAMPING TORQUE N.m. (lb.in.)
B004□□□	L/L1, N/L2	14 - 12 (2.5 - 4)	M3	0.6 - 0.8 (5 - 7)
	U/T1, V/T2, W/T3	14 - 12 (2.5 - 4)	M3	0.6 - 0.8 (5 - 7)
	-, +1	14 - 12 (2.5 - 4)	M3	0.6 - 0.8 (5 - 7)
	B1, B2	14 - 12 (2.5 - 4)	M3	0.6 - 0.8 (5 - 7)
	⊕	14 (2.5)	M3.5	0.8 - 1.0 (7 - 9)

□ Denotes A-Z

Note: Refer to applicable codes and standards for proper wire type and size.

YASKAWA

UNITS MM [IN]
SCALE 1:2

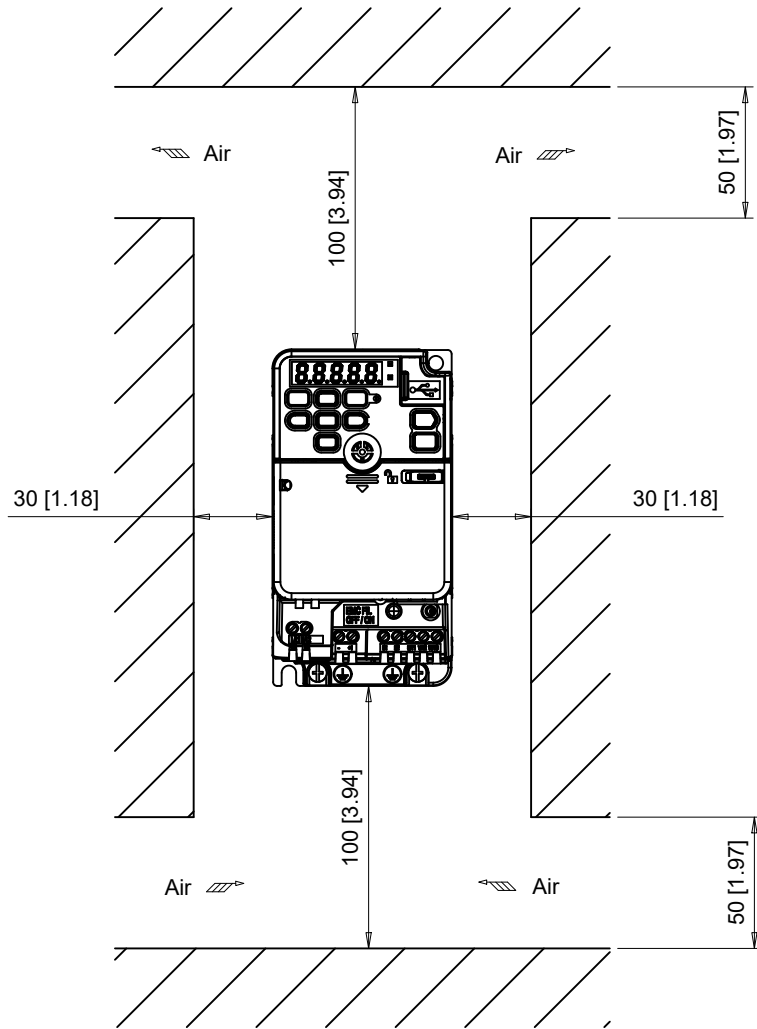
DRWN.	J. MATTAS	6-26-19
CHKD.	J. PIOTROWSKI	8-7-19
TECH.	L. UDDIN	9-8-19
APRV.	J. CAIRO	9-18-19

TITLE
GA500 DIMENSION DRAWING
FRAME SIZE 1.3
IP20 ENCLOSURE WITH EMC FILTER

SIZE A
PAGE 2 OF 3
DWG.NO.
DD.GA50.FR1.3.IP20.EMC

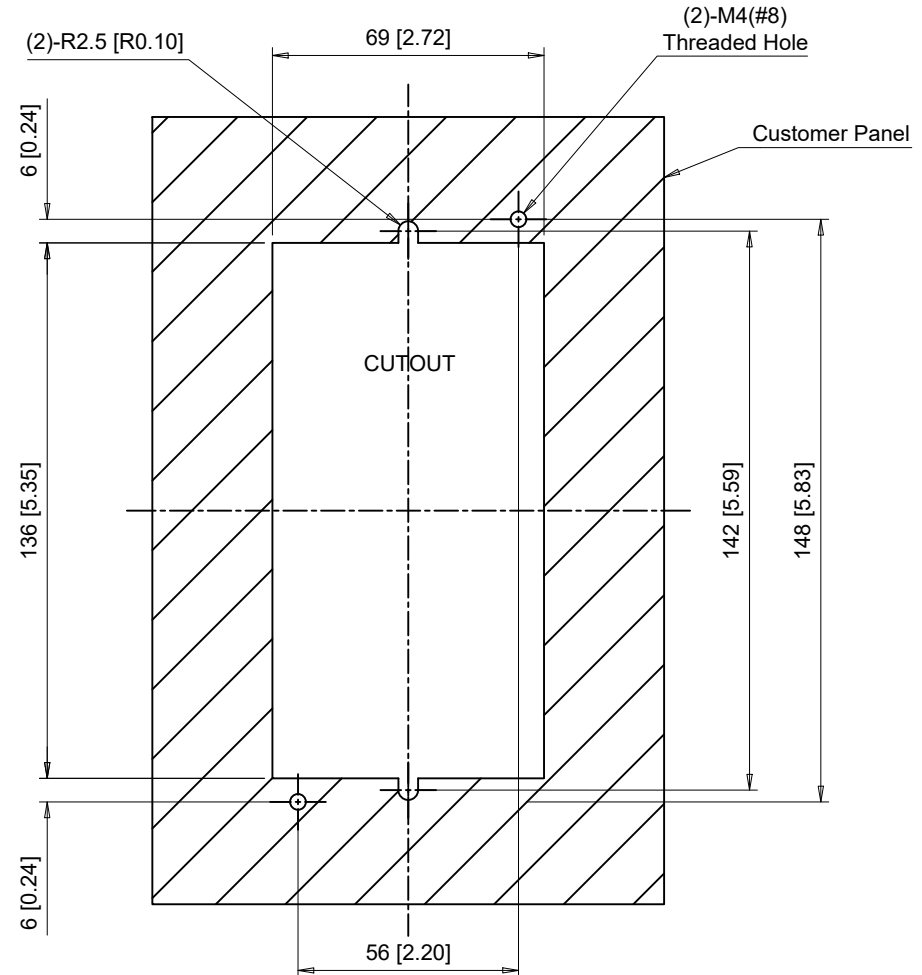
REV
0

Minimum Installation Clearances
Scale 1:3



Note:
For alternate mounting configurations, consult manual.

Panel Cutout
For External Heatsink Mounting Configuration
Scale 1:2



Notes:
Exposed heatsink minimum clearance = 43.5 [1.71].
Refer to external heatsink instructions document for additional details.

YASKAWA

UNITS MM [IN]
SCALE ABOVE

DRWN.	J. MATTAS	6-26-19
CHKD.	J. PIOTROWSKI	8-7-19
TECH.	L. UDDIN	9-8-19
APRV.	J. CAIRO	9-18-19

TITLE
GA500 DIMENSION DRAWING
FRAME SIZE 1.3
IP20 ENCLOSURE WITH EMC FILTER

SIZE	A	PAGE	3 OF 3
DWG.NO.	DD.GA50.FR1.3.IP20.EMC		

REV
0