

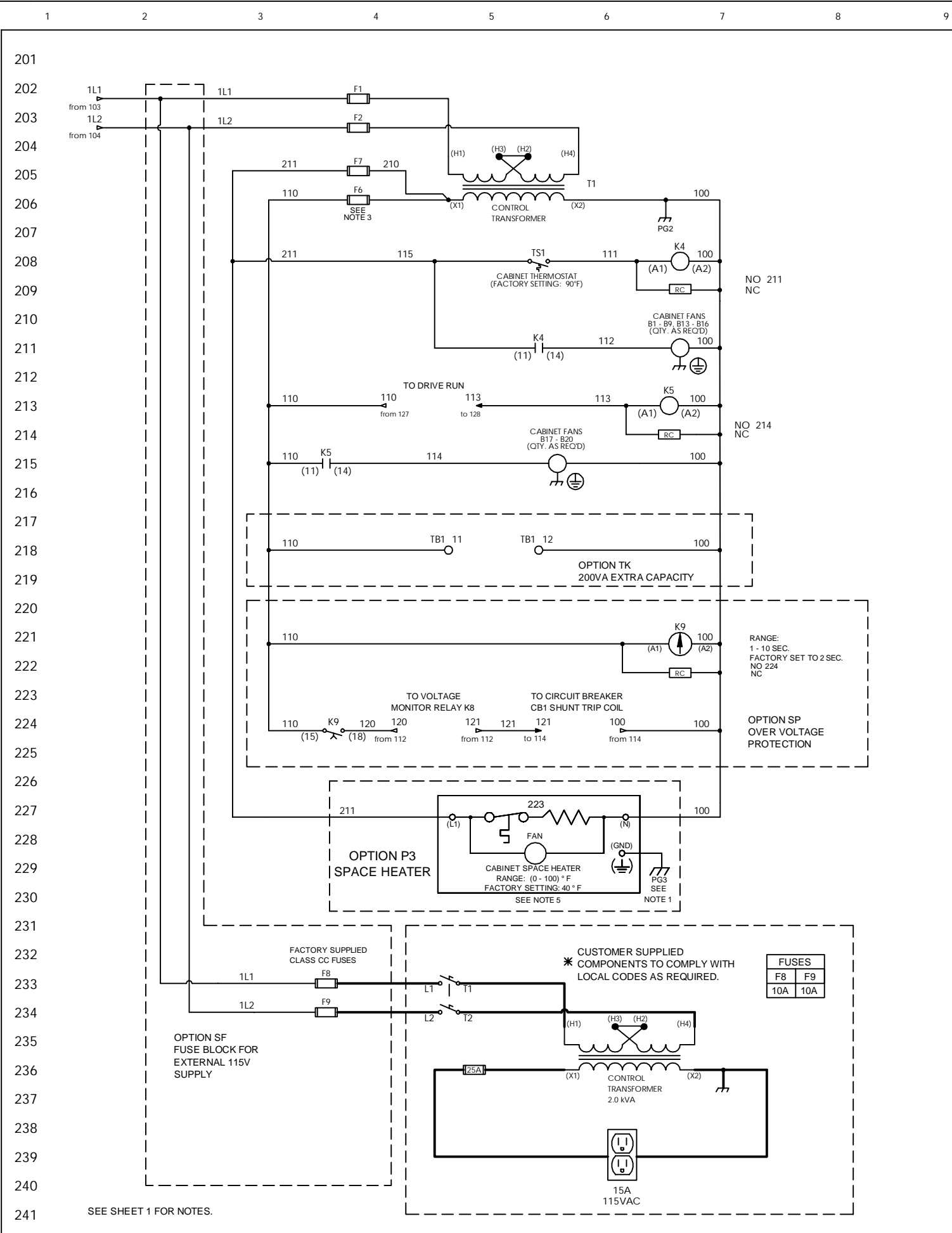
- NOTES:
- CONNECTED TO THE CABINET. CUSTOMER TO CONNECT THE CABINET GROUND LUGS TO EARTH GROUND AND UTILITY GROUND.
 - INSULATED TWISTED SHIELDED WIRE IS REQUIRED. SHIELD TO CONNECT TO PROPER TERMINAL AS SHOWN. CONNECT THE SHIELD ONLY AT THIS END. STUB AND ISOLATE THE OTHER END. DO NOT RUN THESE WIRES IN THE SAME CONDUIT AS THE AC POWER AND THE AC CONTROL WIRES. KEEP ALL WIRING UNDER 50m IN LENGTH.
 - WITH A CONTROL TRANSFORMER, T1, POWER RATING 350VA OR GREATER, SECONDARY FUSE RATED: 1A, 250VAC 1A, 30VDC CUSTOMER MUST PROVIDE PROPER SHORT CIRCUIT PROTECTION AND MEANS OF DISCONNECT.
 - CUSTOMER TO ADJUST THE THERMOSTAT ON THE SPACE HEATER HR1 FOR THE MINIMUM DESIRED TEMPERATURE INSIDE THE DRIVE CABINET. THIS SET TEMPERATURE IS NORMALLY SELECTED TO BE SLIGHTLY HIGHER THAN THE MINIMUM AMBIENT TEMPERATURE OF THE AIR SURROUNDING THE CABINET AND IS THE TEMPERATURE AT WHICH THE SPACE HEATER HR1 WILL SHUT OFF.
 - CONDUIT FITTINGS/HUBS SHALL COMPLY WITH THE 'STANDARD FOR CONDUIT, TUBING, AND CABLE FITTINGS, UL 514B' OR CONDUIT FITTINGS HAVING THE SAME ENVIRONMENTAL RATING AS THE ENCLOSURE SHALL BE USED.
 - TERMINALS p1 AND n1 ARE FOR MOMENTARY POWER LOSS RECOVERY UNIT. DO NOT CONNECT TO AC POWER SUPPLY.
 - CUSTOMER TO REPLACE THE JUMPER WITH NORMALLY CLOSED SAFETY INTERLOCKS, IF APPLICABLE.

— INDICATES COMPONENTS NOT SUPPLIED BY YASKAWA
 * - INDICATES CUSTOMER WIRING
 ⚡ - CONNECTED TO THE CABINET OR PANEL

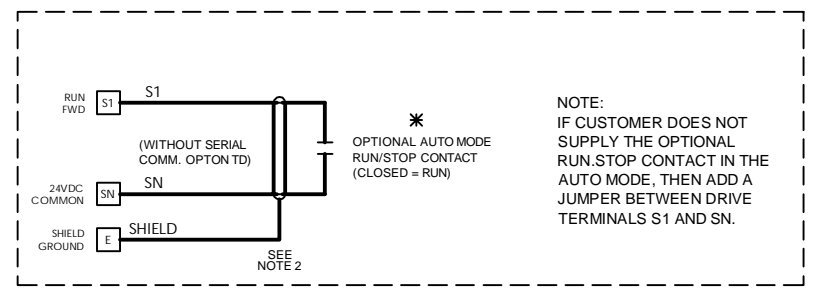
SEE DRAWING UDE00538 FOR DRIVE PARAMETERS.
 SEE DRAWING UDE00539 FOR CUSTOMER CONNECTIONS.

YASKAWA		DRAWN BY: R. ROH	DATE: 10/27/17	TITLE: SCHEMATIC DIAGRAM U1000 IQPUMP CONFIGURED TYPE 3R, 480V
		CHECKED: N. LAWS	DATE: 12/01/17	
		APPROVED: K. FLIERL	DATE: 12/01/17	SIZE: D
		ORIGINAL DESIGN: R. ROH	DATE: 10/27/17	REVISION: 04
				PAGE: 1 of 2
DS.Q1E3.15				

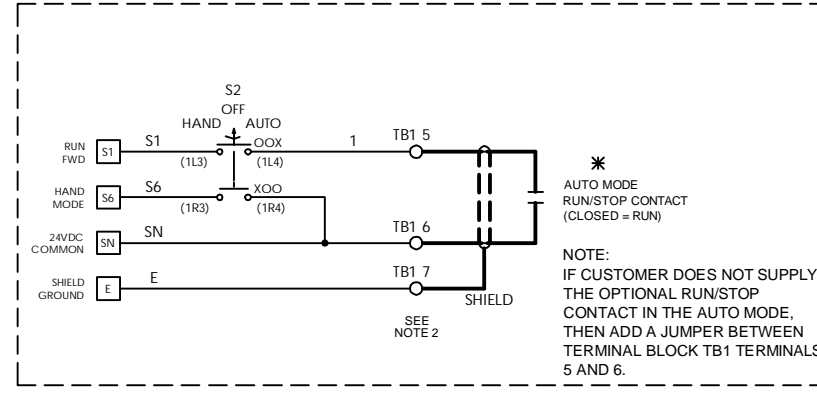
REV.	DESCRIPTION	ECO #	DRAWN BY	DATE
03	ADDED TB5 TO DRIVE	11178	NSL	05/03/21
04	UPDATED DRIVE BLOCK AND SPEED POT	11109	NSL	01/29/21
02	FIXED CB1 CONNECTIONS	9683	NSL	06/24/19



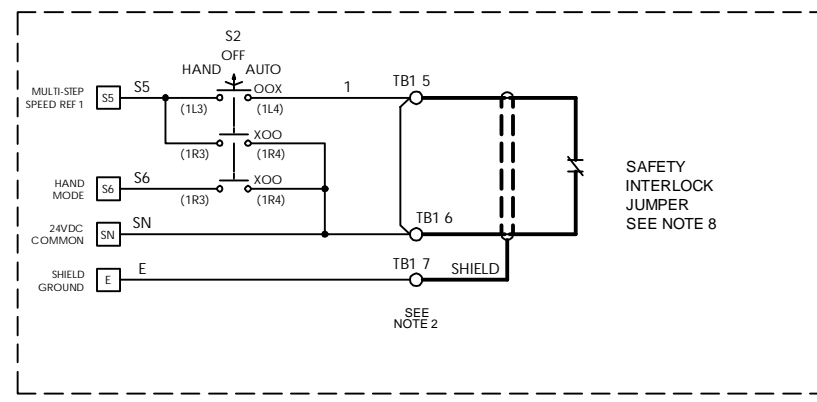
RUN/STOP CONTROL (FROM SHEET 1)



OR



OR



YASKAWA

THIS DOCUMENT AND INFORMATION CONTAINED IN IT ARE CONFIDENTIAL, AND CANNOT BE COPIED OR DISCLOSED IN WHOLE OR IN PART WITHOUT THE EXPRESS WRITTEN CONSENT OF YASKAWA AMERICA, INC.

DRAWN BY: R. ROH	DATE 10/27/17	TITLE SCHEMATIC DIAGRAM
CHECKED BY: N. LAWS	DATE 12/01/17	U1000 IQPUMP CONFIGURED
TECH	DATE	TYPE 3R, 480V
APPROVED BY: K. FLIERL	DATE 12/01/17	SIZE D
ORIGINAL DESIGN BY: R. ROH	DATE 10/27/17	REVISION 04
		PAGE 2 of 2

DS.Q1E3.15