

Title: MotionWorks IEC v3 License Transfer Instructions

Product(s): MotionWorks IEC

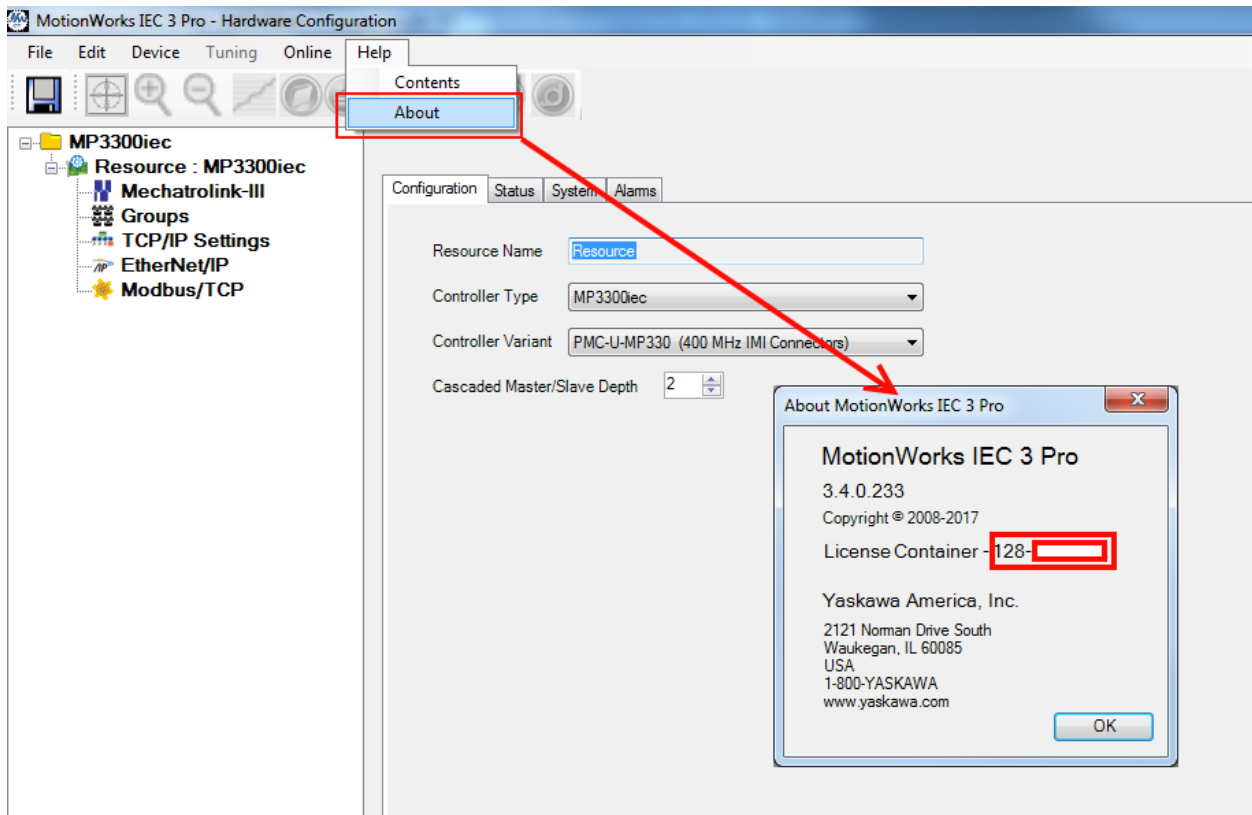
Doc. No. PN.MWIEC.06

When an end user wishes to transfer a license from one computer to another, they must have the license number that was received in an email when MotionWorks IEC v3 was originally purchased.

If the end user does not have the license number, it can be obtained by collecting the container number and then contacting Motion Support at 1-800-YASKAWA or motion_support@yaskawa.com. The container number can be found two ways.

The following steps will go over how to collect the container number. If the license number is already available, please skip to step 3.

1. Collect container number from MotionWorks IEC Hardware Configuration.

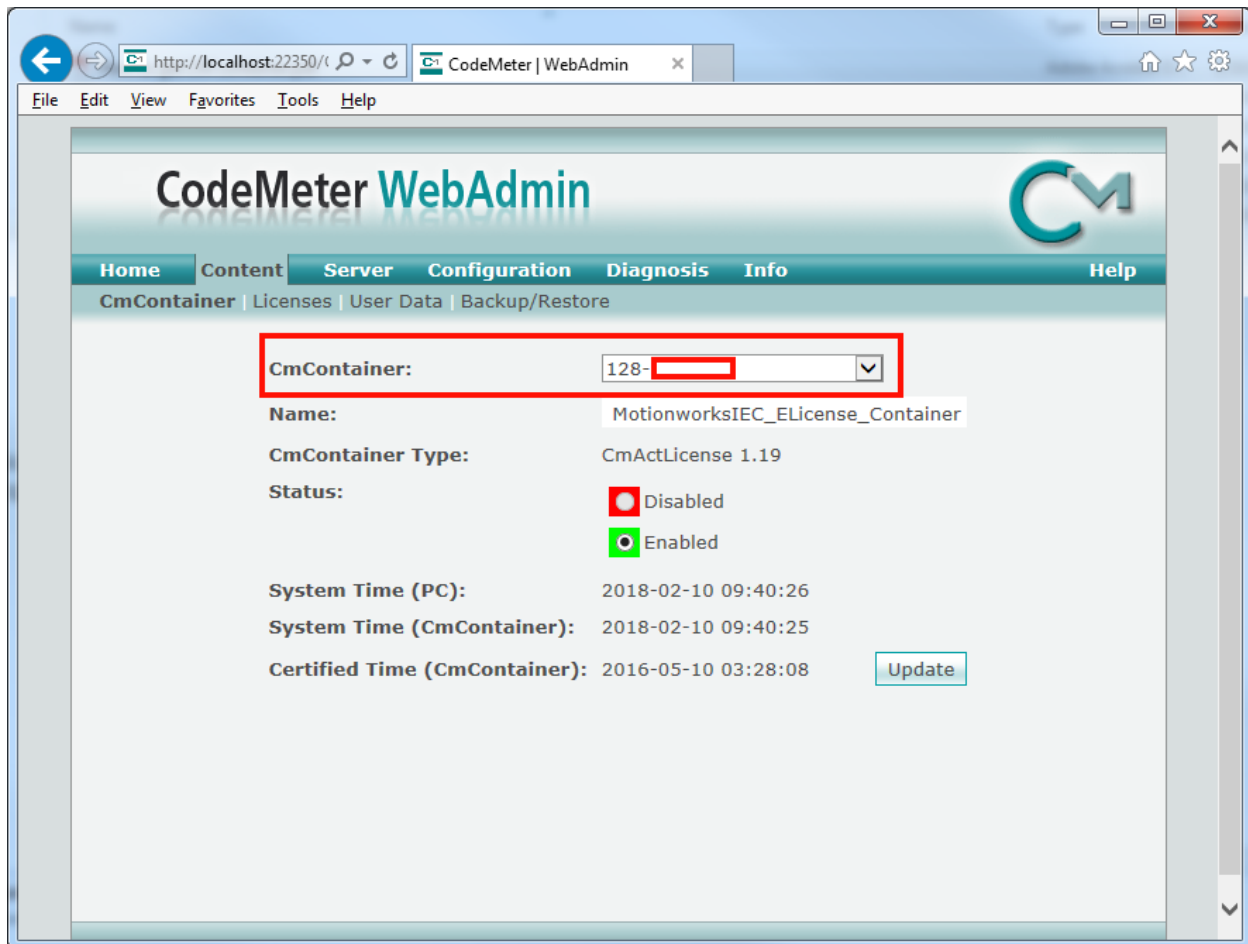


Title: MotionWorks IEC v3 License Transfer Instructions

Product(s): MotionWorks IEC

Doc. No. PN.MWIEC.06

2. Collect the container number by typing this address into a web browser
<http://localhost:22350/Content.html>.
 - a. Make sure the name does not contain "Trial".

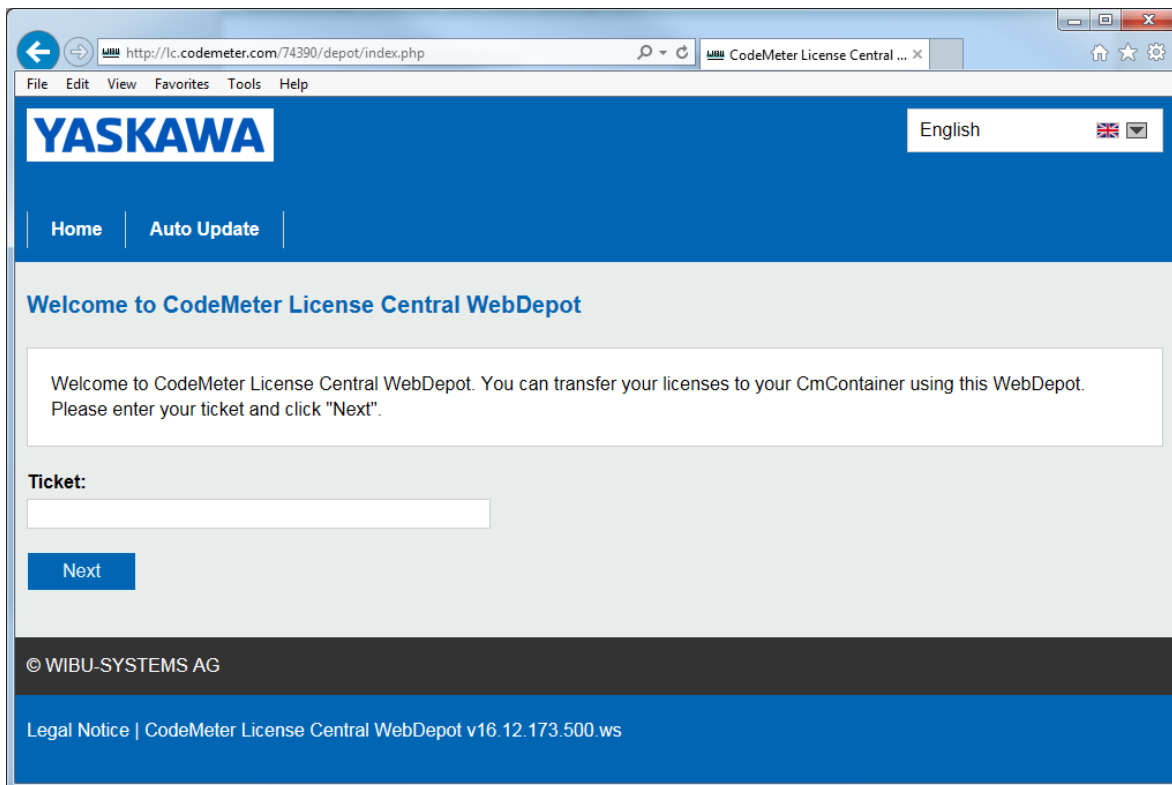


Title: MotionWorks IEC v3 License Transfer Instructions

Product(s): MotionWorks IEC

Doc. No. PN.MWIEC.06

3. Once the license number is available, type this address into a web browser
<http://lc.codemeter.com/74390/depot/index.php>
 - a. Enter the license number where the site form asks for a ticket.
 - i. Click on the next button to see the list of licenses.



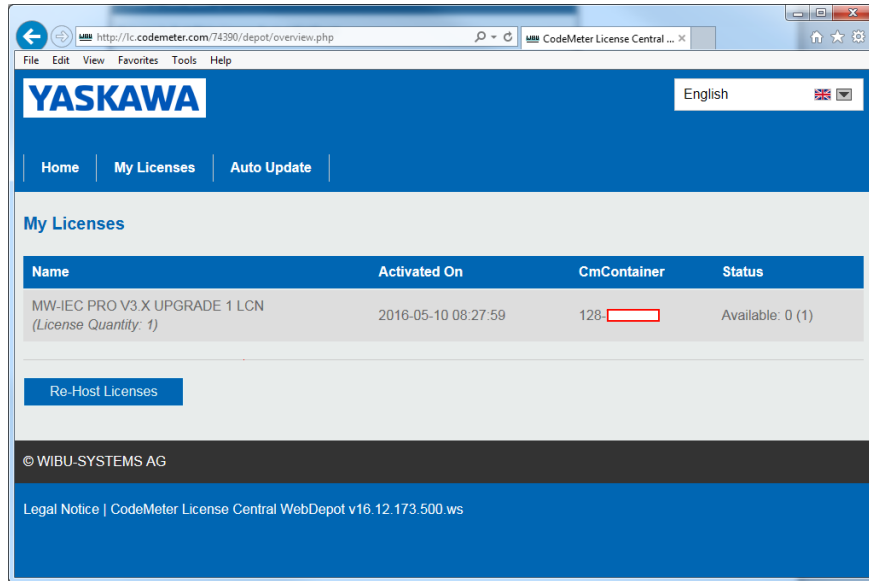
The screenshot shows a web browser window with the URL <http://lc.codemeter.com/74390/depot/index.php>. The page features the YASKAWA logo in the top left and a language dropdown menu set to English in the top right. Below the logo is a navigation bar with 'Home' and 'Auto Update' links. The main content area is titled 'Welcome to CodeMeter License Central WebDepot' and contains a message: 'Welcome to CodeMeter License Central WebDepot. You can transfer your licenses to your CmContainer using this WebDepot. Please enter your ticket and click "Next".' Below this message is a 'Ticket:' label, a text input field, and a blue 'Next' button. The footer of the page includes the copyright notice '© WIBU-SYSTEMS AG' and the text 'Legal Notice | CodeMeter License Central WebDepot v16.12.173.500.ws'.

Title: MotionWorks IEC v3 License Transfer Instructions

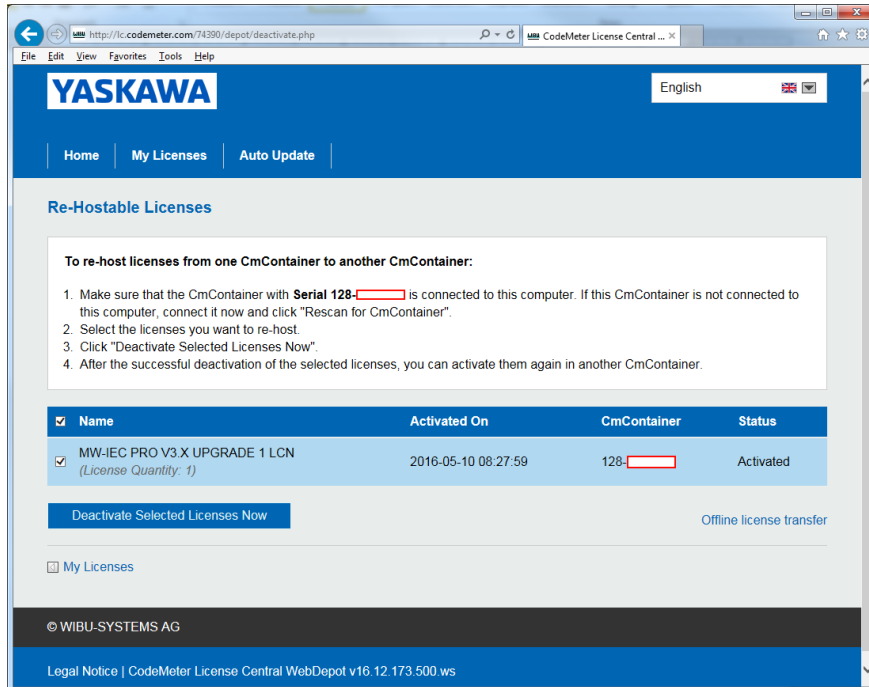
Product(s): MotionWorks IEC

Doc. No. PN.MWIEC.06

4. Continue by clicking on the Re-Host License button at the bottom of the page.



5. Click on the Deactivate Selected Licenses Now button.



Title: MotionWorks IEC v3 License Transfer Instructions

Product(s): MotionWorks IEC

Doc. No. PN.MWIEC.06

6. The dialog box below shows a successful re-transfer of the license. The license has been removed from the computer and returned to the web server. It is now ready for activation on a new PC. Complete the license activation process on the new PC.

