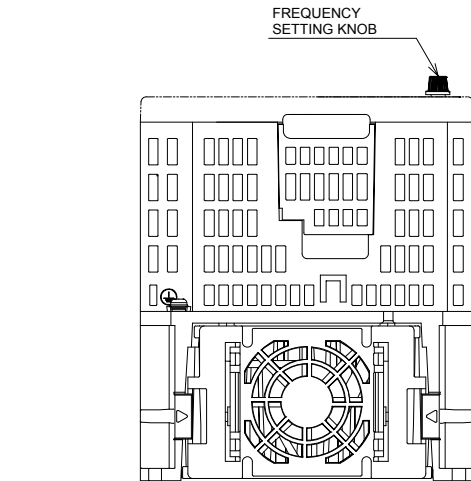
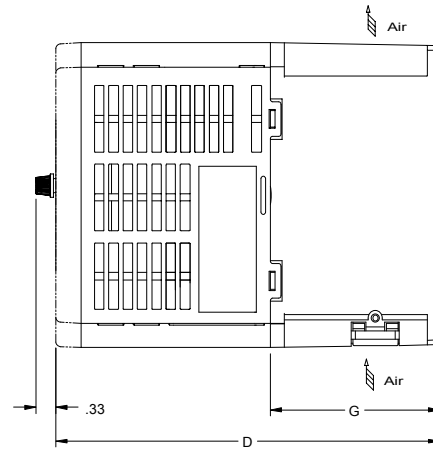
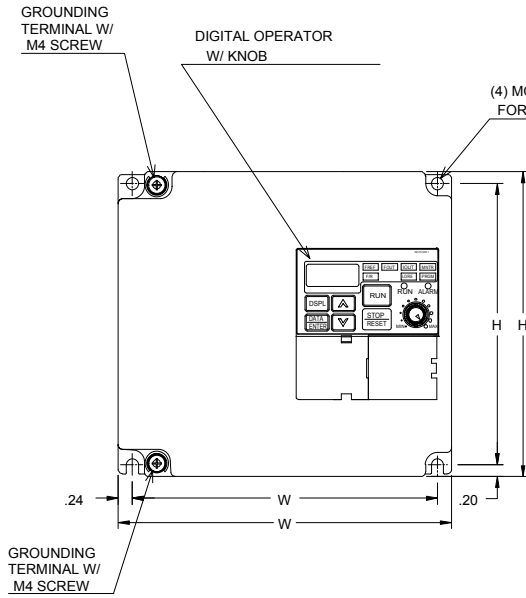


DIMENSIONS: GPD305/J7 (PROTECTED CHASSIS)

S - 5486


GPD305/J7 (PROTECTED CHASSIS)

VOLTAGE	MODEL#	CIMR#	CIMR-J7	OUTPUT CURRENT RATING (AMPS)	HP	DIMENSIONS IN INCHES					APPROX WEIGHT (LBS.)	
						MOUNTING		H	W	D		G
						H1	W1					
230	JDA008	21P50		8.0	2	4.65	3.78	5.04	4.25	5.08	2.52	2.9
	JDA011	22P20		11.0	3	4.65	3.78	5.04	4.25	6.06	2.52	3.3
	JDA017	23P70		17.5	5	4.65	5.04	5.04	5.51	6.34	2.80	4.6
460	JDB001	40P20		1.2	1/2	4.65	3.78	5.04	4.25	3.19	.63	2.2
	JDB002	40P40		1.8	3/4	4.65	3.78	5.04	4.25	3.90	1.34	2.4
	JDB003	40P70		3.4	1&2	4.65	3.78	5.04	4.25	5.08	2.52	3.3
	JDB005	41P50		4.8	3	4.65	3.78	5.04	4.25	6.06	2.52	3.3
	JDB009	43P70		8.6	5	4.65	5.04	5.04	5.51	6.34	2.80	4.6

FOR REFERENCE ONLY UNLESS PROPERLY ENDORSED.

NOTES:

- THIS DRAWING SHOWS THE DRIVE UNIT HAVING DIGITAL OPERATOR WITH FREQUENCY SETTING KNOB
- THERE ARE TWO OTHER TYPES: DIGITAL OPERATOR WITHOUT KNOB AND BLANK COVER