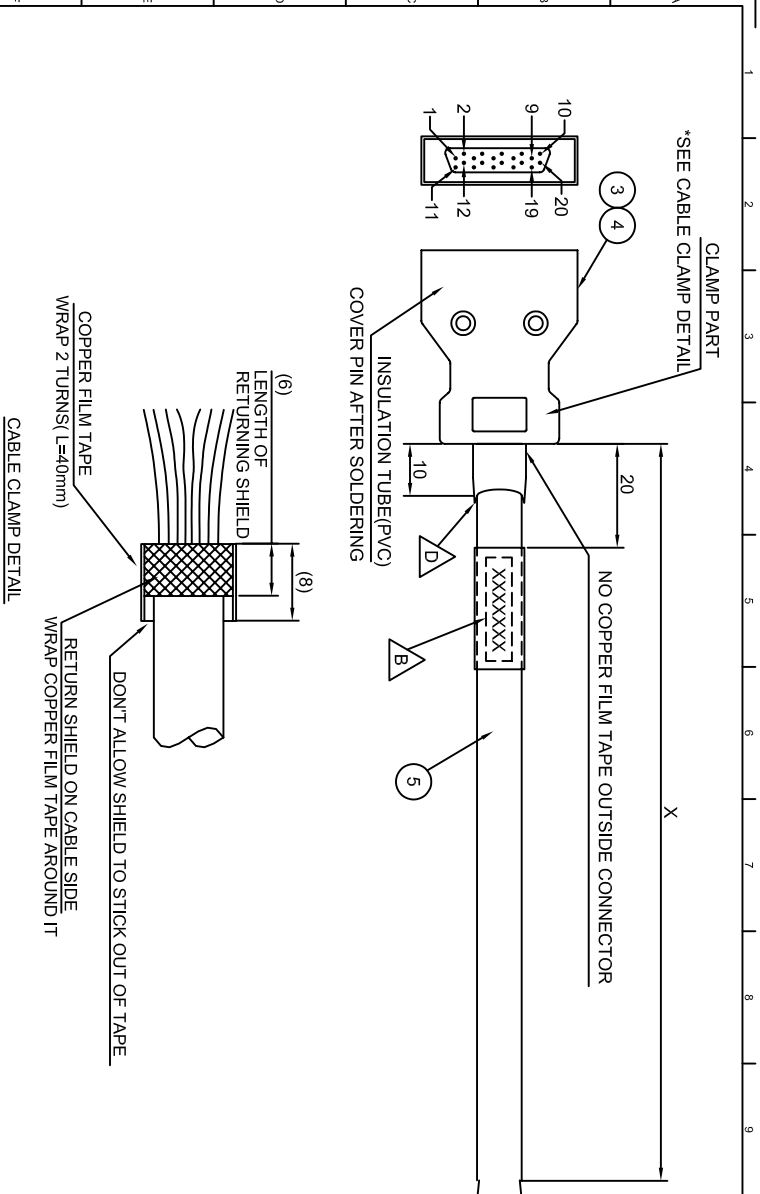
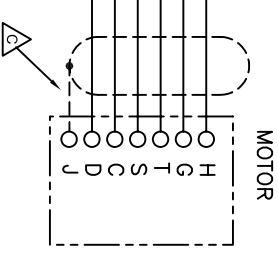
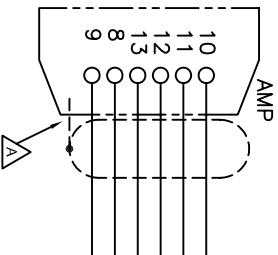


No.	ITEM#	DESCRIPTION	QTY.	NOTES
1	DMS3106A20-29S(D190)	MOISTURE PROOF PLUG	1	DDK
2	10120-3000VE	MOLDED BACKSHELL / FOLDED 95 DUROMETER PVC CONNECTOR	1	INTERCON
3	10120-3000VE	CONNECTOR	1	3M
4	10320-52A0-008	HOOD	1	3M
5	T120276-SB	CABLE, 22AWG X2C, 24AWG X2P, SHIELDED	-	TAIYO



NOTES:

- A CONNECT SHIELD TO CONNECTOR SHELL.
- B YASKAWA INFORMATION LABEL:
YASKAWA
"ITEM NUMBER" ("REV")
"VENDOR CODE" "MM/YY"
- C TERMINATE CABLE SHIELDING TO CONNECTOR GROUND PIN J WITH A SOLDER CONNECTION.
- D ADD APPROPRIATE HEAT SHRINK TUBE, USE GROMMET IF NEEDED.
- E USING AUTOMATED OR MANUAL CABLE TESTER, VERIFY ALL CONNECTIONS, AND VERIFY THAT EACH WIRE OR TERMINATION IS NOT SHORTED TO ANY OTHER WIRE OR TERMINATION UNLESS INTENDED TO BE ELECTRICALLY CONNECTED. ALL WIRES OR TERMINATIONS SHALL BE ISOLATED FROM ALL OTHER WIRES OR TERMINATIONS BY A MINIMUM OF 10 MEGOHM AT 500VDC. RECORDS OF TEST MUST BE MAINTAINED AND PROVIDED UPON REQUEST.
- F CONDUCT HI-POT TEST AT 800 VAC FOR 1 SECOND.
(NOTE: LEAK CURRENT = 20 mA)



ITEM NUMBER	X = LENGTH
AFGHCE-03(A)	3 METERS
AFGHCE-05(A)	5 METERS
AFGHCE-10(A)	10 METERS
AFGHCE-15(A)	15 METERS
AFGHCE-20(A)	20 METERS

CABLE SPECIFICATION (mm)	
OUTER DIAMETER	6.5
BENDING RADIUS	12 O.D.
STANDARD	ULCE
ULIP CLASSIFICATION	
CONNECTOR (1)	UL94V-0/IE67
CONNECTOR (2)	UL94V-0

DESIGNER		MATERIAL	SEE PART LIST ABOVE
DRAWN	D.GREULOCH	DATE	4/10/06
CHKD	N.HOUCK	FINISH	N/A
TECH	-	TOLERANCES/REFERENCES	UES000002
APPRV	C.KINTNER	DATE	5/2/06

THIS DOCUMENT AND INFORMATION CONTAINED HEREIN IS UNCLASSIFIED AND NOT BE RELEASED OR DISCLOSED IN WHOLE OR IN PART WITHOUT THE EXPRESS WRITTEN CONSENT OF YASKAWA ELECTRIC AMERICA, INC.

MODEL(S): SGMGH, SGM5H
REF DWG: IZSP-CMP02-XX(B)
DIMENSIONS: mm SCALE: NTS
ITEM #: UWR00653
*SEE CHART

INITIAL RELEASE	EAR 2006-016